

Name: _____

Unit: _____

Cadet Music Proficiency Level Basic

Trumpet

TRUMPET PROFICIENCY LEVEL MUSIC

	List	Title	Book	Page
Level Basic	1.	Western Portrait	Best in Class – Trumpet	19
	2.	Austrian Melody	Best in Class – Trumpet	24
	3.	The Minstrel Boy	Best in Class – Trumpet	28
	4.	Ode to Joy	Best in Class – Trumpet	10
	5.	God Save the Queen (America)	Best in Class – Trumpet	18
	6.	Scarborough Fair	Best in Class – Trumpet	29
Level One	1.	Rock of Ages	Rubank Elementary Method – Trumpet	32
	2.	How Can I Leave Thee	Rubank Elementary Method – Trumpet	14
	3.	Onward Christian Soldiers	Rubank Elementary Method – Trumpet	24
Level Two	1.	Tramp! Tramp! Tramp!	Rubank Elementary Method – Trumpet	32
	2.	Der Freischutz	Rubank Elementary Method – Trumpet	48
	3.	Polka	Rubank Intermediate Method – Trumpet	12
Level Three	1.	Etude Expressivo	Rubank Intermediate Method – Trumpet	8
	2.	Serenade	Rubank Intermediate Method – Trumpet	10
	3.	Austrian National Hymn	Rubank Intermediate Method – Trumpet	44
	1.	Allegro in 3/8	Rubank Intermediate Method – Trumpet	28
	2.	Folk Song (Andante)	Rubank Intermediate Method – Trumpet	43
	3.	Folk Song (Allegro)	Rubank Intermediate Method – Trumpet	43
Level Four	1.	No. 21	Rubank Advanced Method Vol. 1 – Trumpet	21–22
	2.	Andantino Grazioso #13	Rubank Advanced Method Vol. 1 – Trumpet	28–29
	3.	Andante Sonstenuito	Rubank Advanced Method Vol. 1 – Trumpet	43
Level Five	1.	Centaurus	Rubank Advanced Method Vol. 1 – Trumpet	68
	2.	No. 22	Rubank Advanced Method Vol. 1 – Trumpet	38–39
	3.	No. 11	Rubank Advanced Method Vol. 1 – Trumpet	26
	1.	Romance in Eb	Concert and Contests – Trumpet	7
	2.	Serenade	Concert and Contests – Trumpet	13
	1.	Air Gai	Concert and Contests – Trumpet	8
Level Five	2.	Orientale	Concert and Contests – Trumpet	10
	1.	My Regards	Concert and Contests – Trumpet	14
	2.	Elegie	Concert and Contests – Trumpet	12
	1.	L'Allegro	Concert and Contests – Trumpet	16
	2.	Rigel	Rubank Advanced Method Vol. 1 – Trumpet	71

WESTERN PORTRAIT

Root/Pearson

Solo

Piano

p *f*

This system contains the first two staves of music. The top staff is a single melodic line labeled 'Solo'. It begins with a whole rest, followed by a half note G4, a quarter note A4, and a quarter note B4. A dynamic marking of *p* is placed below the first note. The line continues with a quarter note C5, a quarter note D5, a quarter note E5, a quarter note F5, a quarter note G5, and a quarter note A5. A dynamic marking of *f* is placed below the final note. The bottom staff is a piano accompaniment consisting of two staves. The right hand plays chords, and the left hand plays a simple bass line. A dynamic marking of *p* is placed below the first chord.

p *f*

f *p* *f*

This system contains the next two staves of music. The solo line continues with a quarter note B5, a quarter note C6, a quarter note D6, a quarter note E6, a quarter note F6, a quarter note G6, and a quarter note A6. A dynamic marking of *p* is placed below the first note, and a dynamic marking of *f* is placed below the final note. The piano accompaniment continues with chords and a bass line. Dynamic markings of *f*, *p*, and *f* are placed below the piano part.

p

p

1. 2.

This system contains the final two staves of music. The solo line continues with a quarter note B5, a quarter note C6, a quarter note D6, a quarter note E6, a quarter note F6, a quarter note G6, and a quarter note A6. A dynamic marking of *p* is placed below the first note. The piano accompaniment continues with chords and a bass line. Dynamic markings of *p* are placed below the piano part. The system concludes with a first ending (1.) and a second ending (2.), both leading to a double bar line.

117. AUSTRIAN MELODY

Franz Joseph Haydn

136. THE MINSTREL BOY

Folk Song

37. ODE TO JOY

Ludwig van Beethoven

★ Are you playing with a good hand position?

86. AMERICA

Henry Carey

★ Are you using plenty of air?

138. SCARBOROUGH FAIR

English Folk Song

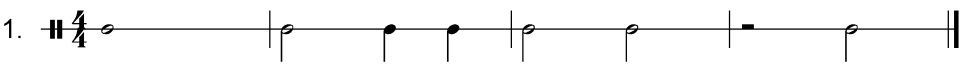
PO 013B – MAINTAIN A PRIMARY BRASS INSTRUMENT


1. **Performance.** Maintain a Primary Brass Instrument.
2. **Conditions**
 - a. Given:
 - (1) Primary instrument,
 - (2) Basic instrument cleaning supplies,
 - (3) Supervision, and
 - (4) Assistance as required.
 - b. Denied: N/A.
 - c. Environmental: A quiet room free from distractions.
3. **Standard.** The cadet will maintain a primary brass instrument by:
 - a. putting the instrument together;
 - b. lubricating moving parts;
 - c. removing water from the instrument;
 - d. cleaning the exterior of the instrument with a cloth;
 - e. taking the instrument apart; and
 - f. storing the instrument.
4. **Remarks.** This PO applies only to the instrument on which the cadet is trying to obtain a cadet musician level qualification.


PO 016 – DEMONSTRATE RHYTHM SKILLS


1. **Performance.** Demonstrate Rhythm Skills.
2. **Conditions**
 - a. Given:
 - (1) Level Basic rhythm sheet, and
 - (2) Supervision.
 - b. Denied: Assistance.
 - c. Environmental: A quiet room with adequate lighting and free from distractions.
3. **Standard.** The cadet will demonstrate rhythm skills by singing, clapping, tapping or counting Level Basic rhythms while respecting a steady tempo.
4. **Remarks**
 - a. The cadet will be given time to practice the Level Basic rhythm sheet before the assessment.
 - b. Level Basic Rhythm Sheet is found in [Annex A, Appendix 1](#).


LEVEL BASIC RHYTHM SHEET


1. $\# \frac{4}{4}$ 

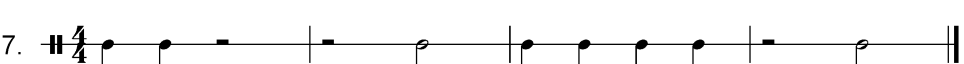
2. $\# \frac{4}{4}$ 


3. $\# \frac{2}{4}$ 


4. $\# \frac{4}{4}$ 


5. $\# \frac{4}{4}$ 


6. $\# \frac{2}{4}$ 


7. $\# \frac{4}{4}$ 


8. $\# \frac{2}{4}$ 


9. $\# \frac{4}{4}$ 


10. $\# \frac{4}{4}$ 

11. $\# \frac{4}{4}$ 

12. $\# \frac{2}{4}$ 

13. $\# \frac{4}{4}$ 

14. $\# \frac{4}{4}$ 

15. $\# \frac{4}{4}$ 

SCALE REQUIREMENTS BY INSTRUMENT

TRUMPET

MPL BASIC	Major	C											
	Harmonic Minor	Nil.											
	Melodic Minor	Nil.											
	Chromatic	Nil.											
	Articulation	All slurred or all tongued.									M.M. ♩ = 60 in ♩		
MPL ONE	Major	G	C	F									
	Harmonic Minor	E	A	D									
	Melodic Minor	Nil.											
	Chromatic	C chromatic											
	Articulation	All slurred and all tongued.									M.M. ♩ = 66 in ♩		
MPL TWO	Major	D	G	C	F	B \flat							
	Harmonic Minor	B	E	A	D	G							
	Melodic Minor	Nil.											
	Chromatic	D chromatic											
	Articulation	All slurred and all tongued.									M.M. ♩ = 72 in ♩		
MPL THREE	Major	D	G*	C	F	B \flat	E \flat	A					
	Harmonic Minor	B	E	A	D	G*	C	F#*					
	Melodic Minor	B	E	A	D	G*	C	F#*					
	Chromatic	E chromatic											
	Articulation	All slurred; all tongued; slur 2 tongue 2; tongue 2 slur 2.									M.M. ♩ = 60 in ♩		
MPL FOUR	Major	D	G*	C	F	B \flat	E \flat	A \flat	C \flat /B	E	A*		
	Harmonic Minor	B	E	A*	D	G*	C	F	A \flat /G#*	C#	F#*		
	Melodic Minor	B	E	A*	D	G*	C	F	A \flat /G#*	C#	F#*		
	Chromatic	F# chromatic*											
	Articulation	All slurred; all tongued; slur 2 tongue 2; tongue 2 slur 2.									M.M. ♩ = 72 in ♩		
MPL FIVE	Major	D	G*	C*	F	B \flat *	E \flat	A \flat *	D \flat /C#	G \flat /F#*	C \flat /B*	E	A*
	Harmonic Minor	B*	E	A*	D	G*	C*	F	B \flat /A#*	E \flat /D#	A \flat /G#	C#	F#*
	Melodic Minor	B*	E	A*	D	G*	C*	F	B \flat /A#*	E \flat /D#	A \flat /G#	C#	F#*
	Chromatic	G chromatic*											
	Articulation	All slurred; all tongued; slur 2 tongue 2; tongue 2 slur 2.									M.M. ♩ = 80 in ♩		

Scales marked * are to be played two octaves.

Trumpet
Basic


♩ = 60

C Major



ADVANTAGE

FINGERINGS



F# G^b G G# A^b

Open Pressed

A A# B^b B C C# D^b

D D# E^b E F F# G^b

The following products are recommended for the care of your instrument:

- Valve Oil · Mouthpiece Brush · Flexible Cleaning Rod—Small · Polishing Cloth · Slide Grease
- Tone Hole Cleaner · Valve Casing Brush · Valve Casing Cleaning Rod

G G# A^b A A# B^b B

Fingering diagrams for notes G, G# A^b, A, A# B^b, and B.

C C# D^b D D# E^b E

Fingering diagrams for notes C, C# D^b, D, D# E^b, and E.

F F# G^b G G# A^b A

Fingering diagrams for notes F, F# G^b, G, G# A^b, and A.