

Name: _____

Unit: _____

Cadet Music Proficiency Level Five

Percussion

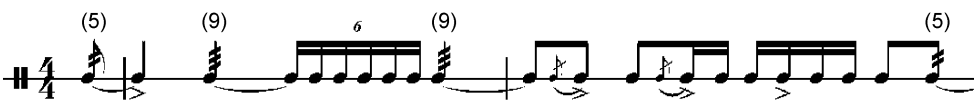
SNARE DRUM PROFICIENCY LEVEL MUSIC


	List	Title	Book	Page
Level Basic	B	1. A – F	Rubank Elementary Method – Snare Drum	4
		2. I – N	Rubank Elementary Method – Snare Drum	4
		3. A – F	Rubank Elementary Method – Snare Drum	5
		4. I – N	Rubank Elementary Method – Snare Drum	5
		5. E – J	Rubank Elementary Method – Snare Drum	6
		6. O – T	Rubank Elementary Method – Snare Drum	7
Level One	A	1. Steamboats #1–3	Annex E, Appendix 1	2E1-1
	B	1. Blue Eagle	Rubank Elementary Method – Snare Drum	27
		2. Four Street Beats	Rubank Elementary Method – Snare Drum	20
		3. Star March	Rubank Elementary Method – Snare Drum	27
Level Two	A	1. Steamboats #1–6	Annex E, Appendix 2	2E2-1
		2. Paradox #1–3	Annex E, Appendix 2	2E2-4
	B	1. Symbal – Sticks March	Rubank Intermediate Method – Snare Drum	8
		2. 20 th Century Changes	Rubank Intermediate Method – Snare Drum	12
		3. Lone Star March	Rubank Intermediate Method – Snare Drum	5
	C	1. Western Portrait	Best in Class – Mallet Percussion	19
		2. Austrian Melody	Best in Class – Mallet Percussion	24
		3. The Minstrel Boy	Best in Class – Mallet Percussion	28
Level Three	A	1. Steamboats (All)	Annex E, Appendix 3	2E3-1
		2. Paradox (All)	Annex E, Appendix 3	2E3-6
	B	1. Two of Us	Rubank Intermediate Method – Snare Drum	18–19
		2. Rolling Accents	Rubank Intermediate Method – Snare Drum	15
		3. Etude Majestic	Rubank Advanced Method – Snare Drum	22
	C	1. By the River	Rubank Elementary Method – Bell Lyra	12
		2. Auld Lang Syne (Top Part)	Rubank Elementary Method – Bell Lyra	13
		3. Largo	Rubank Elementary Method – Bell Lyra	30–31
	Level Four	A	1. Supersix (All)	Annex E, Appendix 4
2. Two – Four (All)			Annex E, Appendix 4	2E4-4
B		1. Echoing Sticks	Rubank Intermediate Method – Snare Drum	20
		2. Bobbin’ Back	Rubank Intermediate Method – Snare Drum	17
C		1. Melodious Etude	Rubank Intermediate Method – Marimba	4
		2. Duet in Bb Major	Rubank Intermediate Method – Marimba	14
	3. Study in F Major	Rubank Intermediate Method – Marimba	7	
Level Five	A	1. Psycho Seven (All)	Annex E, Appendix 5	2E5-1
		2. Viscount Six (All)	Annex E, Appendix 5	2E5-3
	B	1. Drum Oddity	Rubank Intermediate Method – Snare Drum	24
		2. Thundering Through	Rubank Intermediate Method – Snare Drum	25
	C	1. Etude VI	Modern School for Xylo, Marimba, Vibes	65
		2. Etude VIII	Modern School for Xylo, Marimba, Vibes	67
		3. Etude IX	Modern School for Xylo, Marimba, Vibes	68

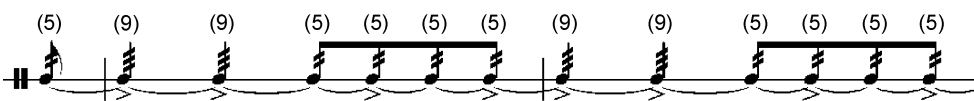
LEVEL FIVE STREET BEATS

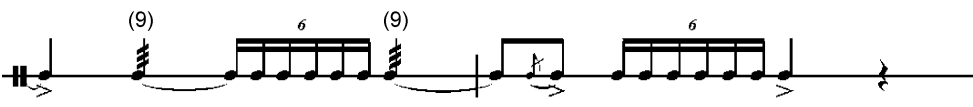
PSYCHO SEVEN


T. Kucherawy

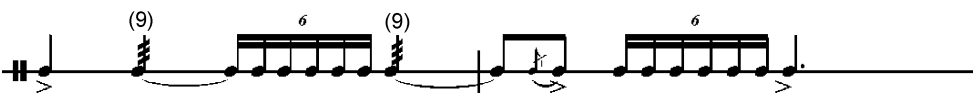
1. 
R R R RLRLRLR R R R LRLRLLR R

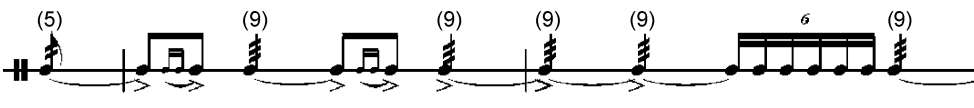

R R RLRLRLR R R RLRLRLR

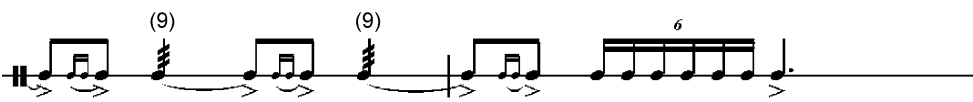
2. 
R R R R R R R R R R R R R R


R R RLRLRLR R R RLRLRLR

3. 
R RLRLR RLRLR R R RLRL


R R RLRLRLR R R RLRLRLR

4. 
R R R R R R R R RLRLRLR


R R R R R R RLRLRLR

5.

R R R R L R L R L R R R L R L R L R L

R R R L R L R L R R R L R L R L R L

6.

R R R R R L R L R L R R R L R L R L

R R R L R L R L R R R L R L R L R L

7.

R R R L R L R R R R L R L R R L R L R R

R R L R L R R R L R L R R R R L R L R L R L

VISCOUNT SIX

*unisons first time only

1.

Lead

Unisons

R R L R R L R R L R R L R L L R L R R

R R R R R R R R R R

Lead

Unisons

R R L R R L R R L R L L R R R

R R R R R L L R R R

2.

Lead

Unisons

R R R L R L R R L R L L R L R R

R R R R R R R R R R

Lead

Unisons

R R R L R L R R L R L L R R R

R R R L L R R R

3.

Lead

Unisons

Musical notation for exercise 3. The Lead staff contains four measures of music with rhythmic patterns: R, R L R R; L R L L R; R L R R L R L L; R R L R R. The Unisons staff contains four measures with rhythmic patterns: R R; R R; R R; R R. Each measure in both staves is marked with a (9) above the first note.

Lead

Unisons

Musical notation for exercise 3, continuation. The Lead staff contains four measures: L R L L R L R R; L L R L L; R L L R R; R. The Unisons staff contains four measures: R R; R L L R R; R. The final two measures of both staves are marked with a (5) above the first note. The last two measures of the Unisons staff are marked with a (9) above the first note. The final two measures of both staves are marked with a (5) above the first note and include first and second endings.

4.

Lead

Unisons

Musical notation for exercise 4. The Lead staff contains four measures with rhythmic patterns: R L R R R; R L R R L R L; R R L R R L R; L L R L R R L. The Unisons staff contains four measures with rhythmic patterns: R R R R; R R; R R; R. Each measure in both staves is marked with a (5) above the first note.

Lead

Unisons

Musical notation for exercise 4, continuation. The Lead staff contains four measures with rhythmic patterns: R R R; R L R R L R L; R L L R R; R. The Unisons staff contains four measures with rhythmic patterns: R R R R; R L L R R; R. Each measure in both staves is marked with a (5) above the first note. The final measure of both staves is marked with a (9) above the first note. The final measure of both staves is marked with a (5) above the first note and includes first and second endings.

5.

Lead

Unisons

R L R L R L R L R L R L R L R L

R L R L R L

Lead

Unisons

R L R L R L R L R L R R

R L R L R R

6.

Lead

Unisons

R L R L L R R L R R L L R L L

R L L R L R L

Lead

Unisons

R R L R L R R L R L R L R R

L R R R

Drum Oddity

R. W. BUGGERT

f *mf* *ff* *ff-pp* *pp-ff* *ff* *ff* *p* *f* *p* *f* *mf* *f* *p* *f* *p* *f* *mf* *f* *ff* *p* *ff* *p* *mf* *f* *ff* *ff* *mf* *ff*

Thundering Through

R.W. BUGGERT

♩ = 120

ff

(5)

mf *mf*

(13)

mf *f*

(17)

ff *mf* *ff*

(21)

ff *mf* *f*

(25)

pp

(29)

f *mf* *f*

TRIO

(33)

ff *pp* *ff* *mf* *f*

(37)

mf

(41)

(45)

(49)

ff

Presto

(53)

ff *pp* *mf* *ff* *sfz*

VI

Allegro assai (♩ = 112)

The musical score consists of ten staves of music. The first staff begins with a dynamic marking of *mf* and includes the articulation pattern *R L R L R L R L*. The second staff continues the piece. The third staff features a *pp* dynamic marking. The fourth staff has a *mp* dynamic marking. The fifth staff is marked *f*. The sixth staff is marked *p*. The seventh staff is marked *mf*. The eighth staff is marked *f*. The ninth staff is marked *mp*. The tenth staff concludes with a *p* dynamic marking and includes the articulation pattern *R R*. The music is written in a 2/4 time signature with a key signature of one sharp (F#).

VIII

Presto

This musical score, titled 'VIII' and marked 'Presto', consists of 12 staves of piano notation. The music is written in a 2/4 time signature with a key signature of one flat (B-flat). The notation is characterized by rapid sixteenth-note passages and slurs. Fingerings are indicated by letters 'L' and 'R' below the notes. The score includes various articulations such as slurs and accents. A first ending bracket is present on the third staff, and a second ending bracket is on the eighth staff. The piece concludes with a final chord on the twelfth staff.

PO 516 – DEMONSTRATE RHYTHM AND AURAL SKILLS

1. **Performance.** Demonstrate Rhythm and Aural Skills.
2. **Conditions**
 - a. Given:
 - (1) Level Five rhythm sheet, and
 - (2) Supervision.
 - b. Denied: Assistance.
 - c. Environmental: A quiet room with adequate lighting and free from distractions.
3. **Standard.** The cadet will demonstrate rhythm and aural skills, by:
 - a. singing, clapping, tapping or counting Level Five rhythms while maintaining a steady tempo;
 - b. identifying intervals played above a given note, to include:
 - (1) unison,
 - (2) major and minor second,
 - (3) major and minor third,
 - (4) perfect fourth,
 - (5) perfect fifth,
 - (6) major and minor sixth,
 - (7) major and minor seventh, and
 - (8) perfect octave;
 - c. singing or playing back a nine-note melody; and
 - d. identifying chords in root and closed position, to include:
 - (1) major triads,
 - (2) minor triads, and
 - (3) dominant seventh chords.
4. **Remarks**
 - a. The cadet will be given time to practice the Level Five Rhythm sheet before the assessment.
 - b. Level Five Rhythm Sheet is found in [Annex A, Appendix 6](#).
 - c. Cadets may use solfege syllables, “*lu*”, “*la*”, or note names to sing back the melody.
 - d. In Level Five, a melody uses only the first five notes of a major scale, begins on the tonic note and may contain one or more skips of a third. It must be within the vocal range of the cadet.

LEVEL FIVE RHYTHM SHEET

1. $\# \frac{3}{8}$ 

2. $\# \frac{4}{4}$ 

3. $\# \frac{5}{4}$ 

4. $\# \frac{4}{4}$ 

5. $\# \phi$ 

6. $\# \frac{12}{8}$ 

7. $\# \frac{3}{4}$ 

8. $\# \frac{5}{4}$ 

9. $\# \frac{4}{4}$ 

10. $\# \frac{3}{8}$ 

11. $\# \frac{4}{4}$ 

12. $\# \frac{4}{4}$ 

13. $\# \frac{3}{8}$ 

14. $\# \frac{5}{4}$ 

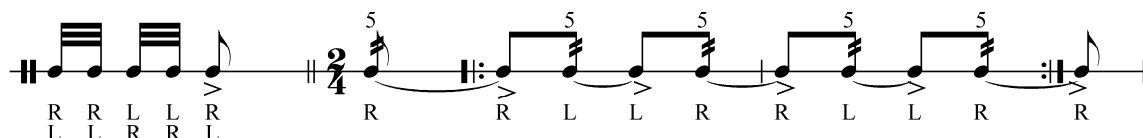
15. $\# \frac{2}{4}$ 

PO 518 – SIGHT-READ MUSIC

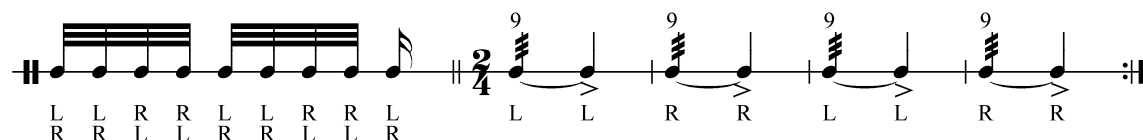
1. **Performance.** Sight-Read Music.
2. **Conditions**
 - a. Given:
 - (1) Primary instrument,
 - (2) Music stand,
 - (3) Level Five sight-reading music, and
 - (4) Supervision.
 - b. Denied: Assistance
 - c. Environmental: A quiet room with adequate lighting and free from distractions.
3. **Standard.** The cadet will sight-read music observing:
 - a. rhythm,
 - b. a steady tempo,
 - c. pitch, and
 - d. musical flow.
4. **Remarks**
 - a. The music will be a maximum of 16 measures in length and a minimum of four measures.
 - b. The music will not exceed the technical requirements for Level Four.
 - c. A brief period of time will be given prior to playing for the cadet to examine the music.

LEVEL FIVE RUDIMENTS

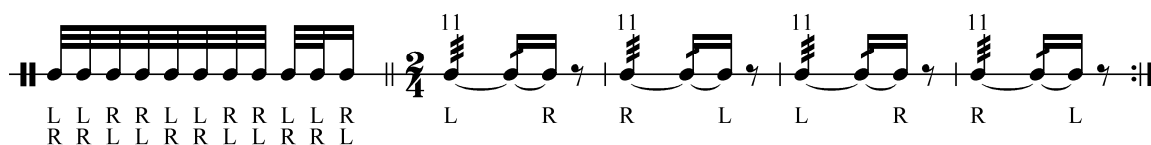
1. Five stroke rolls — open and closed; metronome marking (M.M.) quarter note = 120



2. Nine stroke rolls — open and closed; M.M. quarter note = 120



3. Eleven stroke rolls — open and closed; M.M. quarter note = 80



4. Thirteen stroke rolls — open and closed; M.M. quarter note = 90



5. Fifteen stroke rolls — open and closed; M.M. quarter note = 80



6. Six stroke rolls; M.M. quarter note = 80

R L L R R L R L L R R L R L L R R L L R R

7. Ten stroke rolls; M.M. quarter note = 80

R R L L R R L L R L R L L R R L L R

8. Five stroke rolls in triplet form; M.M. quarter note = 90

R R L L R L L R R L R L R L R L

9. Seven stroke rolls in triplet form; M.M. quarter note = 90

R R L L R R L L R R L L R R L L R R L L R L L R L L R

10. Thirteen stroke rolls in triplet form; M.M. quarter note = 90

R R L L R R L L R R L L R R L L R R L L R L L R L L R L L R L L R

11. Ratamacues; M.M. quarter note = 100

L L R L R L L R R L L R L L R L L R L L R L L R L L R L L R L L R L

12. Double Ratamacues; M.M. quarter note = 100

R R L R R L R L R L
L L R L L R L R L

L L R L L R L R L
R R L R R L R L R

R R L R R L R L R
L L R L L R L R L

13. Triple Ratamacues; M.M. quarter note = 80

L L R L L R L L R L R L
R R L R R L R R L R L R

L L R L L R L L R L R L
R R L R R L R R L R L R

14. Flamacues; M.M. quarter note = 90

L R L R L L R

R L R L R R L

15. Single Paradiddles; M.M. quarter note = 120

L R L R R L R L R L
R L R L R L R L R L

L R L R R L R L R L
R L R L R L R L R L

16. Double Paradiddles; M.M. quarter note = 120

R L R L R R L R L L R L R L R R L R L R L L

R L R L R R L R L L R L R L R R L R L R L L

17. Triple Paradiddles; M.M. quarter note = 120

R L R L R L R L R L L R L R L R R L R L R L L

L R L R L R L R L R L R L R L R L R L R L R

18. Flam Paradiddles; M.M. quarter note = 90

LR L R R RL R L L LR L R R RL R L L

19. Drag Paradiddles #1; M.M. quarter note = 90

R LLR L R R LRRL R LL R LLR L R R LRRL R LL

20. Drag Paradiddles #2; M.M. quarter note = 90

R L L R L L R L R R L L R R L L R L L R L R R L R R L L R L L R L R L R

21. Flam Paradiddle-diddles; M.M. quarter note = 80

L R L R R L L R L R L L R R L R L R R L L R L R L L R R

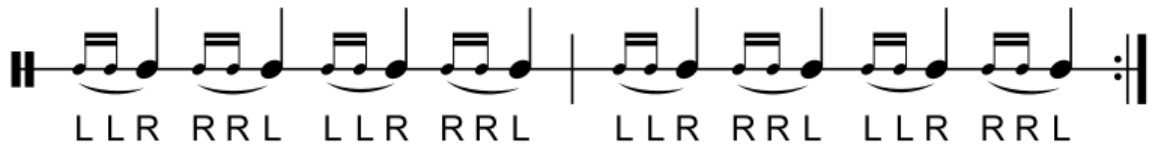
22. Mill strokes in 16th notes; M.M. quarter note = 90

R R L R L L R L R R L R L L R L R R L R L L R L R R L R L L R L

23. Flammed Mill strokes in 16th notes; M.M. quarter note = 90

L R R L R R L L R L R R L R R L L R L L R R L R R L L R L R R L L R L

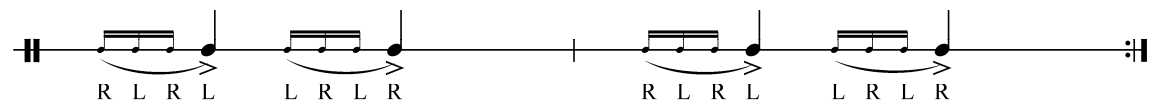
24. Drags; M.M. quarter note = 120



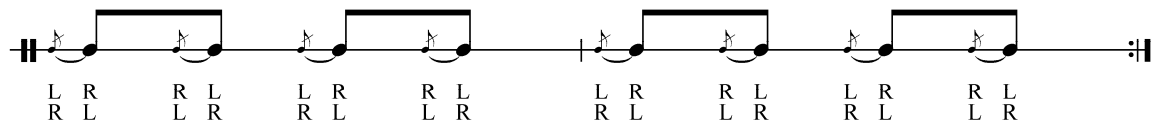
25. Double drag tap; M.M. quarter note = 90



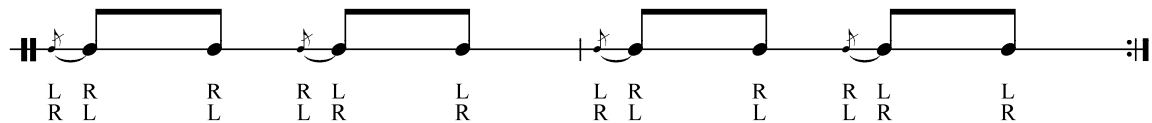
26. Four stroke ruffs; M.M. quarter note = 90



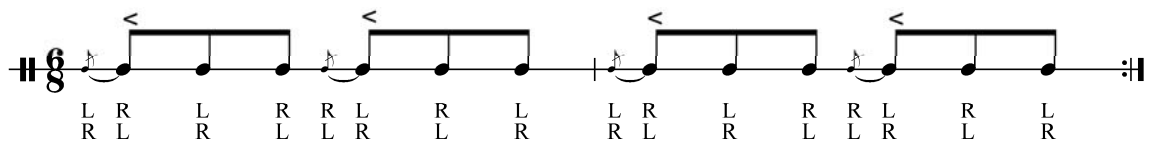
27. Flams; M.M. quarter note = 144



28. Flam taps; M.M. quarter note = 120



29. Flam accents; M.M. quarter note = 180



30. Ratataps; M.M. quarter note = 120

L L R L R R R L R L L L R L R R R L R L
R R L R L L L R L R R R L R L L L R L R

31. Pata-fla-flas; M.M. quarter note = 80

L R L R R L L R L R R L L R L R R L L R L R R L
R L R L L R R L R R L R R L R L L R R L R R L R

32. Swiss army triplets; M.M. quarter note = 60

> 3 > 3 > 3 > 3 > 3 > 3 > 3 > 3
L R R L L R R L L R R L L R R L L R R L L R R L L R R L L R R L
R L L R R L L R R L L R R L L R R L L R R L L R R L L R R L L R

Flute
Level Three

♩ = 60

C Major



Musical notation for the C Major scale, consisting of eight measures of eighth notes: C4-D4-E4-F4-G4-A4-B4-A4-G4-F4-E4-D4-C4.

F Major



Musical notation for the F Major scale, consisting of eight measures of eighth notes: F4-G4-A4-Bb4-C5-Bb4-A4-G4-F4.

Bb Major



Musical notation for the Bb Major scale, consisting of eight measures of eighth notes: Bb4-C5-Bb4-A4-G4-F4-E4-D4-Bb4.

Eb Major



Musical notation for the Eb Major scale, consisting of eight measures of eighth notes: Eb4-F4-G4-A4-Bb4-A4-G4-F4-Eb4.

Ab Major



Musical notation for the Ab Major scale, consisting of eight measures of eighth notes: Ab4-Bb4-C5-Bb4-A4-G4-F4-E4-Ab4.

Db Major




Musical notation for the Db Major scale, consisting of eight measures of eighth notes: Db4-Eb4-F4-G4-Ab4-G4-F4-E4-Db4.

C# Major



Musical notation for the C# Major scale, consisting of eight measures of eighth notes: C#4-D#4-E#4-F#4-G#4-A#4-B#4-A#4-G#4-F#4-E#4-D#4-C#4.

G Major



Musical notation for the G Major scale, consisting of eight measures of eighth notes: G4-A4-B4-C5-B4-A4-G4-F#4-G4.

A Harmonic Minor



Musical notation for the A Harmonic Minor scale, consisting of eight measures of eighth notes: A4-B4-C5-B4-A4-G4-F#4-A4.

D Harmonic Minor



Musical notation for the D Harmonic Minor scale, consisting of eight measures of eighth notes: D4-E4-F4-G4-A4-Bb4-A#4-D4.

G Harmonic Minor



Musical notation for the G Harmonic Minor scale, consisting of eight measures of eighth notes: G4-A4-B4-C5-B4-A4-G4-F#4-G4.

Flute
Level Three

C Harmonic Minor



F Harmonic Minor



Bb Harmonic Minor



A# Harmonic Minor



E Harmonic Minor



A Melodic Minor



D Melodic Minor



G Melodic Minor



C Melodic Minor



F Melodic Minor



Bb Melodic Minor



Flute
Level Three

A# Melodic Minor



E Melodic Minor



D Chromatic

