

Name: \_\_\_\_\_

Unit: \_\_\_\_\_

# **Cadet Music Proficiency Level Basic**

## **Saxophone**

**SAXOPHONE PROFICIENCY LEVEL MUSIC**

	List	Title	Book	Page
Level Basic	1.	Western Portrait	Best in Class – Saxophone	19
	2.	Austrian Melody	Best in Class – Saxophone	24
	3.	The Minstrel Boy	Best in Class – Saxophone	28
	4.	Ode to Joy	Best in Class – Saxophone	10
	5.	God Save the Queen (America)	Best in Class – Saxophone	18
	6.	Scarborough Fair	Best in Class – Saxophone	29
Level One	1.	Folks at Home	Rubank Elementary Method – Saxophone	38
	2.	Annie Laurie	Rubank Elementary Method – Saxophone	38
	3.	Lullaby	Rubank Intermediate Method – Saxophone	14
Level Two	1.	Scenes That Are Brightest	Rubank Elementary Method – Saxophone	44
	2.	Waltz	Rubank Elementary Method – Saxophone	43
	3.	March	Rubank Elementary Method – Saxophone	36
Level Three	1.	Etude in D Minor	Rubank Intermediate Method – Saxophone	24
	2.	Andante	Rubank Intermediate Method – Saxophone	32
	3.	Loreley	Rubank Intermediate Method – Saxophone	39
Level Four	1.	Hunter Chorus	Rubank Intermediate Method – Saxophone	17
	2.	Polka	Rubank Intermediate Method – Saxophone	28
	3.	Duet Brilliant	Rubank Intermediate Method – Saxophone	43
Level Five	1.	Andante Grazioso	Rubank Adv. Method Vol. 1 – Saxophone	21
	2.	On Wings of Song	Rubank Adv. Method Vol. 1 – Saxophone	68
	3.	The Swan	Rubank Adv. Method Vol. 1 – Saxophone	67
Level Six	1.	Allegro	Rubank Adv. Method Vol. 1 – Saxophone	25
	2.	Allegro Moderato	Rubank Adv. Method Vol. 1 – Saxophone	40-41
	3.	Allegretto Brillante	Rubank Adv. Method Vol. 1 – Saxophone	70-71
Level Seven	1.	Introduction and Rondo	Rubank Adv. Method Vol. 1 – Saxophone	14
	2.	Etude	Rubank Adv. Method Vol. 2 – Saxophone	25-26
Level Eight	1.	Tempo di Tarantella	Rubank Adv. Method Vol. 1 – Saxophone	46
	2.	Andante and Allegra	Rubank Adv. Method Vol. 2 – Saxophone	79-80
Level Nine	1.	Elegie	Concert and Contests – Saxophone	13
	2.	Recitative and Allegro	Concert and Contests – Saxophone	16-17
Level Ten	1.	Fantaisie Mauresque	Concert and Contests – Saxophone	18-19
	2.	Concertante	Concert and Contests – Saxophone	20-21

# WESTERN PORTRAIT

Root/Pearson

Solo

*p* *f*

Piano

*p*

Detailed description: This system contains the first two staves of the piece. The top staff is labeled 'Solo' and is in treble clef with a 4/4 time signature. It begins with a whole rest, followed by a half note G4, a quarter note A4, and a quarter note B4. A double bar line with repeat dots follows. The melody continues with a quarter note C5, a quarter note B4, a quarter note A4, a quarter note G4, a quarter note F4, a quarter note E4, and a quarter note D4. The bottom staff is labeled 'Piano' and is in bass clef with a 4/4 time signature. It features a series of chords: G2-B2-D2, F2-A2-C2, G2-B2-D2, F2-A2-C2, G2-B2-D2, F2-A2-C2, G2-B2-D2, F2-A2-C2, and a final chord of G2-B2-D2. Dynamics include piano (*p*) and forte (*f*).

*p* *f*

*f* *p* *f*

Detailed description: This system contains the next two staves. The top staff continues the solo melody from the previous system, starting with a quarter note C5, a quarter note B4, a quarter note A4, a quarter note G4, a quarter note F4, a quarter note E4, and a quarter note D4. Dynamics include piano (*p*) and forte (*f*). The bottom staff continues the piano accompaniment with chords: G2-B2-D2, F2-A2-C2, G2-B2-D2, F2-A2-C2, G2-B2-D2, F2-A2-C2, G2-B2-D2, F2-A2-C2, and a final chord of G2-B2-D2. Dynamics include forte (*f*) and piano (*p*).

*p*

*p*

1. 2.

Detailed description: This system contains the final two staves. The top staff continues the solo melody with a quarter note C5, a quarter note B4, a quarter note A4, a quarter note G4, a quarter note F4, a quarter note E4, and a quarter note D4. Dynamics include piano (*p*). The bottom staff continues the piano accompaniment with chords: G2-B2-D2, F2-A2-C2, G2-B2-D2, F2-A2-C2, G2-B2-D2, F2-A2-C2, G2-B2-D2, F2-A2-C2, and a final chord of G2-B2-D2. Dynamics include piano (*p*). The system concludes with a first ending (1.) and a second ending (2.) for the solo part, both leading to a final chord.

### 117. AUSTRIAN MELODY

Franz Joseph Haydn

### 136. THE MINSTREL BOY

Folk Song

### 37. ODE TO JOY

Ludwig van Beethoven

★ Are you playing with a good hand position?

### 86. AMERICA

Henry Carey

★ Are you using plenty of air?

### 138. SCARBOROUGH FAIR

English Folk Song

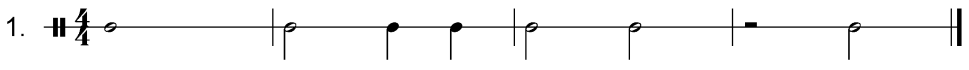
**PO 013W – MAINTAIN A PRIMARY WOODWIND INSTRUMENT**

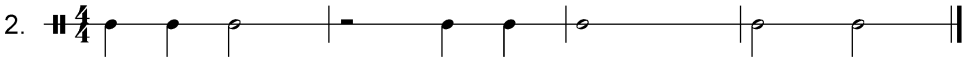
1. **Performance.** Maintain a Primary Woodwind Instrument.
2. **Conditions**
  - a. Given:
    - (1) Primary instrument,
    - (2) Basic instrument cleaning supplies,
    - (3) Supervision, and
    - (4) Assistance as required.
  - b. Denied: N/A.
  - c. Environmental: A quiet room free from distractions.
3. **Standard.** The cadet will:
  - a. maintain a primary woodwind instrument by:
    - (1) greasing cork joints;
    - (2) putting the instrument together;
    - (3) taking the instrument apart;
    - (4) swabbing the instrument; and
    - (5) storing the instrument; and
  - b. describe selecting and taking care of the reed, to include:
    - (1) recognizing when to replace a reed; and
    - (2) storing the reed correctly.
4. **Remarks**
  - a. Paragraph 3b does not apply to flute players.
  - b. This PO applies only to the instrument on which the cadet is trying to obtain a music proficiency level qualification.

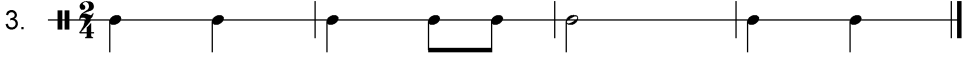
**PO 016 – DEMONSTRATE RHYTHM SKILLS**

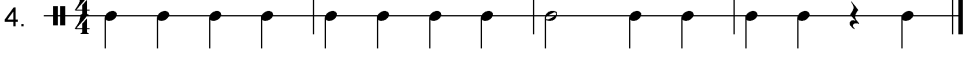
1. **Performance.** Demonstrate Rhythm Skills.
2. **Conditions**
  - a. Given:
    - (1) Level Basic rhythm sheet, and
    - (2) Supervision.
  - b. Denied: Assistance.
  - c. Environmental: A quiet room with adequate lighting and free from distractions.
3. **Standard.** The cadet will demonstrate rhythm skills by singing, clapping, tapping or counting Level Basic rhythms while respecting a steady tempo.
4. **Remarks**
  - a. The cadet will be given time to practice the Level Basic rhythm sheet before the assessment.
  - b. Level Basic Rhythm Sheet is found in [Annex A, Appendix 1](#).

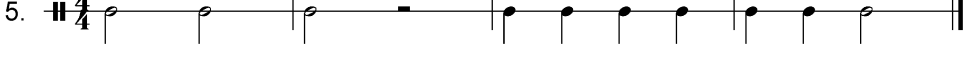
**LEVEL BASIC RHYTHM SHEET**


1.  $\# \frac{4}{4}$  


2.  $\# \frac{4}{4}$  


3.  $\# \frac{2}{4}$  


4.  $\# \frac{4}{4}$  


5.  $\# \frac{4}{4}$  


6.  $\# \frac{2}{4}$  

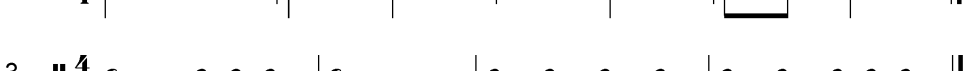
7.  $\# \frac{4}{4}$  

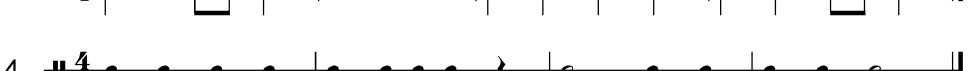
8.  $\# \frac{2}{4}$  


9.  $\# \frac{4}{4}$  

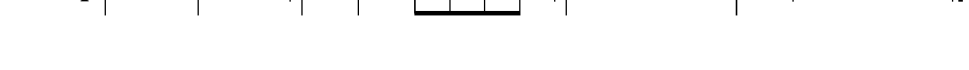
10.  $\# \frac{4}{4}$  

11.  $\# \frac{4}{4}$  

12.  $\# \frac{2}{4}$  

13.  $\# \frac{4}{4}$  

14.  $\# \frac{4}{4}$  

15.  $\# \frac{4}{4}$  

**SCALE REQUIREMENTS BY INSTRUMENT**

**E<sub>b</sub> SAXOPHONE**

<b>MPL BASIC</b>	Major	G											
	Harmonic Minor	Nil.											
	Melodic Minor	Nil.											
	Chromatic	Nil.											
	Articulation	All slurred or all tongued.										M.M. ♩ = 60 in ♩	
<b>MPL ONE</b>	Major	C	G	D									
	Harmonic Minor	A	E	B									
	Melodic Minor	Nil.											
	Chromatic	G chromatic											
	Articulation	All slurred and all tongued.										M.M. ♩ = 66 in ♩	
<b>MPL TWO</b>	Major	F	C	G	D	A							
	Harmonic Minor	D	A	E	B	F#							
	Melodic Minor	Nil.											
	Chromatic	A chromatic											
	Articulation	All slurred and all tongued.										M.M. ♩ = 72 in ♩	
<b>MPL THREE</b>	Major	B <sub>b</sub> *	F	C*	G	D	A	E					
	Harmonic Minor	G	D	A	E	B*	F#	C#					
	Melodic Minor	G	D	A	E	B*	F#	C#					
	Chromatic	B chromatic*											
	Articulation	All slurred; all tongued; slur 2 tongue 2; tongue 2 slur 2.										M.M. ♩ = 60 in ♩	
<b>MPL FOUR</b>	Major	E <sub>b</sub> *	B <sub>b</sub> *	F	C*	G	D*	A	E*	B/C <sub>b</sub> *	F#/G <sub>b</sub>		
	Harmonic Minor	C*	G	D*	A	E*	B*	F#	C#*	G#	D#/E <sub>b</sub> *		
	Melodic Minor	C*	G	D*	A	E*	B*	F#	C#*	G#	D#/E <sub>b</sub> *		
	Chromatic	C# chromatic*											
	Articulation	All slurred; all tongued; slur 2 tongue 2; tongue 2 slur 2.										M.M. ♩ = 72 in ♩	
<b>MPL FIVE</b>	Major	A <sub>b</sub>	E <sub>b</sub> *	B <sub>b</sub> *	F*	C*	G	D*	A	E*	B/C <sub>b</sub> *	F#/G <sub>b</sub>	C#/D <sub>b</sub> *
	Harmonic Minor	F*	C*	G	D*	A	E*	B*	F#	C#*	G#/A <sub>b</sub>	D#/E <sub>b</sub> *	A#/B <sub>b</sub> *
	Melodic Minor	F*	C*	G	D*	A	E*	B*	F#	C#*	G#/A <sub>b</sub>	D#/E <sub>b</sub> *	A#/B <sub>b</sub> *
	Chromatic	D chromatic*											
	Articulation	All slurred; all tongued; slur 2 tongue 2; tongue 2 slur 2.										M.M. ♩ = 80 in ♩	

Scales marked \* are to be played two octaves.



Alto Saxophone  
Level Basic

♩ = 60

G Major



**SCALE REQUIREMENTS BY INSTRUMENT**

**B $\flat$  SAXOPHONE**

<b>MPL BASIC</b>	Major	C											
	Harmonic Minor	Nil.											
	Melodic Minor	Nil.											
	Chromatic	Nil.											
	Articulation	All slurred or all tongued.									M.M. ♩ = 60 in ♩		
<b>MPL ONE</b>	Major	G	C	F									
	Harmonic Minor	E	A	D									
	Melodic Minor	Nil.											
	Chromatic	C chromatic											
	Articulation	All slurred and all tongued.									M.M. ♩ = 66 in ♩		
<b>MPL TWO</b>	Major	D	G	C	F	B $\flat$							
	Harmonic Minor	B	E	A	D	G							
	Melodic Minor	Nil.											
	Chromatic	D chromatic											
	Articulation	All slurred and all tongued.									M.M. ♩ = 72 in ♩		
<b>MPL THREE</b>	Major	D	G	C*	F	B $\flat$ *	E $\flat$	A					
	Harmonic Minor	B*	E	A	D	G	C*	F#					
	Melodic Minor	B*	E	A	D	G	C*	F#					
	Chromatic	E chromatic											
	Articulation	All slurred; all tongued; slur 2 tongue 2; tongue 2 slur 2.									M.M. ♩ = 60 in ♩		
<b>MPL FOUR</b>	Major	D*	G	C*	F	B $\flat$ *	E $\flat$ *	A $\flat$	C $\flat$ /B*	E*	A		
	Harmonic Minor	B*	E*	A	D*	G	C*	F	A $\flat$ /G#	C#*	F#		
	Melodic Minor	B*	E*	A	D*	G	C*	F	A $\flat$ /G#	C#*	F#		
	Chromatic	F# chromatic											
	Articulation	All slurred; all tongued; slur 2 tongue 2; tongue 2 slur 2.									M.M. ♩ = 72 in ♩		
<b>MPL FIVE</b>	Major	D*	G	C*	F*	B $\flat$ *	E $\flat$ *	A $\flat$	D $\flat$ /C#*	G $\flat$ /F#	C $\flat$ /B*	E*	A
	Harmonic Minor	B*	E*	A	D*	G	C*	F*	B $\flat$ /A#*	E $\flat$ /D#*	A $\flat$ /G#	C#*	F#
	Melodic Minor	B*	E*	A	D*	G	C*	F*	B $\flat$ /A#*	E $\flat$ /D#*	A $\flat$ /G#	C#*	F#
	Chromatic	G chromatic											
	Articulation	All slurred; all tongued; slur 2 tongue 2; tongue 2 slur 2.									M.M. ♩ = 80 in ♩		

Scales marked \* are to be played two octaves.

Tenor Saxophone  
Level Basic

♩ = 60

C Major



Advantage

Fingerings



Open ○  
 Pressed ●  
 Alternate Fingerings

B $\flat$	B	C	C $\sharp$ D $\flat$
D	D $\sharp$ E $\flat$	E	F
F $\sharp$ G $\flat$	G	G $\sharp$ A $\flat$	
A	A $\sharp$ B $\flat$	B	

The following products are recommended for the care of your instrument:

- Cleaning Gauze · Cleaning Swab · Cork Grease · Pad Cleaning Paper · Polishing Cloth
- Saxophone Swab · Tone Hole Cleaner · Woodwind Mouthpiece Brush

C	C# D $\flat$	D	D# E $\flat$	E
F	F# G $\flat$	G	G# A $\flat$	A
A# B $\flat$	B	C	C# D $\flat$	D
D# E $\flat$	E	F	F#	

