

Name: \_\_\_\_\_

Unit: \_\_\_\_\_

# **Cadet Music Proficiency Level Three**

## **Flute**

**FLUTE PROFICIENCY LEVEL MUSIC**

	List	Title	Book	Page
Basic Level	1.	Western Portrait	Best in Class – Flute	19
	2.	Austrian Melody	Best in Class – Flute	24
	3.	The Minstrel Boy	Best in Class – Flute	28
	4.	Ode to Joy	Best in Class – Flute	10
	5.	God Save the Queen (America)	Best in Class – Flute	18
	6.	Scarborough Fair	Best in Class – Flute	29
Level One	1.	America the Beautiful	Rubank Elementary Method – Flute	45
	2.	Old Folks at Home	Rubank Elementary Method – Flute	46
	3.	Believe Me if All Those Endearing Young Charms	Rubank Elementary Method – Flute	43
Level Two	1.	Gavotte	Rubank Elementary Method – Flute	45
	2.	Come Back to Erin	Rubank Elementary Method – Flute	46
	3.	Welsh Folk Song	Rubank Elementary Method – Flute	48
Level Three	1.	Summer Evening	Rubank Intermediate Method – Flute	9
	2.	Laendler	Rubank Intermediate Method – Flute	37
	3.	Then You'll Remember Me	Rubank Intermediate Method – Flute	34
Level Four	1.	Duet Brillante	Rubank Intermediate Method – Flute	48
	2.	Sharpshooters March	Rubank Intermediate Method – Flute	24
	3.	Gavotte	Rubank Intermediate Method – Flute	68
Level Five	1.	The Swan	Rubank Advanced Method Vol. 1 – Flute	67
	2.	Saeterjentens Sondag	Rubank Advanced Method Vol. 1 – Flute	69
	3.	Romance	Rubank Advanced Method Vol. 1 – Flute	71
Level Six	1.	Govotte	Rubank Advanced Method Vol. 1 – Flute	46
	2.	Menuet	Rubank Advanced Method Vol. 1 – Flute	70
	3.	Serenade	Rubank Advanced Method Vol. 1 – Flute	72
Level Seven	1.	By the Brook	Rubank Advanced Method Vol. 2 – Flute	78
	2.	Rustic Dance	Rubank Advanced Method Vol. 2 – Flute	32
	1.	Siciliano	Rubank Advanced Method Vol. 2 – Flute	80
Level Eight	2.	Largo	Rubank Advanced Method Vol. 2 – Flute	76
	1.	Andalouse	Concert and Contests – Flute	10
	2.	Menuet and Spirit Dance (Except Trio)	Concert and Contests – Flute	16
Level Nine	1.	Polonase and Badinerie	Concert and Contests – Flute	18
	2.	Scherzino	Concert and Contests – Flute	6

# The Swan

C.SAINT SAËNS

Adagio

1

*p*

*p*

*mf*

Lento

*dim.* *rit.* *pp a tempo*

Detailed description: The score is written on a single staff in treble clef, 6/4 time, with a key signature of two flats (B-flat and E-flat). It begins with a first ending bracket over the first measure. The tempo is marked 'Adagio'. The piece features a single melodic line with various dynamics: piano (*p*), mezzo-forte (*mf*), and pianissimo (*pp*). There are several slurs and accents throughout. The tempo changes to 'Lento' in the final section, which includes markings for 'dim.' (diminuendo), 'rit.' (ritardando), and 'pp a tempo' (pianissimo at tempo). The piece concludes with a double bar line.

# Saeterjentens Søndag

OLE BULL

Adagio

1

*p* *pp*

*p*

*pp* *f*

*pp* *sempre pp*

*p*

*pp rit.* *morendo* *ppp*

*Fine*

# Romance

Sans Paroles

SIVORI

Andante

*molto espressivo*

5  *mezza voce*

 *poco rit.* *a tempo*

 *p* (2)


 *p* (3)

 *p* *mf*

*con passione*  
 *con forza* *f*

 *p* *mf*

*sonore*  
 *p* *mf*

 *cresc.* *f*

 *p* *dim.* *pp*

(1) 

(2) 

(3) 

# Gavotte

Flute

FR. JOS. GOSSEC  
Edited by H. Voxman

Allegretto

The musical score for the Flute part of the Gavotte is written in G major (one sharp) and 2/4 time. It consists of eight staves of music. The tempo is marked 'Allegretto'. The score includes various dynamic markings: *p* (piano) at the beginning and in measures 9 and 25; *mf* (mezzo-forte) in measures 13 and 25; and *f* (forte) in measures 17 and 29. Performance instructions include *rit* (ritardando) in measure 13, *a tempo* in measure 14, and *D. C. al Fine* at the end. The piece concludes with a double bar line and repeat dots.

# Menuet

BOCCHERINI

Andante grazioso  
con un poco di moto

4 *p* *mf* *mf* *pp* *cresc.* *tr* *Fine*

## TRIO

*mf* *f* *mf* *p* *pp* *tr* *mf* *f* *p* *f* *D.C. al Fine*

# Serenade

HAYDN

Andante cantabile

*p*

*pp*

*mf* *cresc.*

*dim.* *pp*

*mp*

*dim. e rit* *mf a tempo*

*p* *dolce*

*pp*

*sf* *dim.*

*cresc.* *dim.* *pp*

*dim. e rit* *ppp*



**PO 313W – MAINTAIN A PRIMARY WOODWIND INSTRUMENT**

1. **Performance.** Maintain a Primary Woodwind Instrument.
2. **Conditions**
  - a. Given:
    - (1) Primary instrument,
    - (2) Crochet hook (or similar tool),
    - (3) Supervision, and
    - (4) Assistance as required.
  - b. Denied: N/A.
  - c. Environmental: A quiet room free from distractions.
3. **Standard.** The cadet will maintain a primary woodwind instrument by resetting a popped spring.
4. **Remarks**
  - a. This PO does not involve replacing a spring.
  - b. This PO applies only to the instrument on which the cadet is trying to obtain a cadet musician level qualification.

**PO 316 – DEMONSTRATE RHYTHM AND AURAL SKILLS**

1. **Performance.** Demonstrate Rhythm and Aural Skills.
2. **Conditions**
  - a. Given:
    - (1) Level Three rhythm sheet, and
    - (2) Supervision.
  - b. Denied: Assistance.
  - c. Environmental: A quiet room with adequate lighting and free from distractions.
3. **Standard.** The cadet will demonstrate rhythm and aural skills, by:
  - a. singing, clapping, tapping or counting Level Three rhythms while maintaining a steady tempo;
  - b. identifying intervals played above a given note, to include:
    - (1) unison,
    - (2) perfect fourth,
    - (3) perfect fifth, and
    - (4) perfect octave; and
  - c. singing or playing back a five-note melody.
4. **Remarks**
  - a. The cadet will be given time to practice the Level Three Rhythm sheet before the assessment.
  - b. Level Three Rhythm Sheet is found in [Annex A, Appendix 4](#).
  - c. Cadets may use solfege syllables, “*lu*”, “*la*”, or note names to sing back the melody.
  - d. In Level Three, a melody uses only the first five notes of a major scale, begins on the tonic note and may contain one skip of a third. It must be within the vocal range of the cadet.

**LEVEL THREE RHYTHM SHEET**

- 1.
- 2.
- 3.
- 4.
- 5.
- 6.
- 7.
- 8.
- 9.
- 10.
- 11.
- 12.
- 13.
- 14.
- 15.

**PO 318 – SIGHT-READ MUSIC**

1. **Performance.** Sight-Read Music.
2. **Conditions**
  - a. Given:
    - (1) Primary instrument,
    - (2) Music stand,
    - (3) Level Three sight-reading music, and
    - (4) Supervision.
  - b. Denied: Assistance.
  - c. Environmental: A quiet room with adequate lighting and free from distractions.
3. **Standard.** The cadet will sight-read music observing:
  - a. rhythm,
  - b. a steady tempo,
  - c. pitch, and
  - d. musical flow.
4. **Remarks**
  - a. The music will be a maximum of 16 measures in length and a minimum of four measures.
  - b. The music will not exceed the technical requirements for Level Two.
  - c. A brief period of time will be given prior to playing for the cadet to examine the music.

**SCALE REQUIREMENTS BY INSTRUMENT**

**FLUTE**

<b>MPL BASIC</b>	Major	B $\flat$											
	Harmonic Minor	Nil.											
	Melodic Minor	Nil.											
	Chromatic	Nil.											
	Articulation	All slurred or all tongued.									M.M. ♩ = 60 in ♩		
<b>MPL ONE</b>	Major	F	B $\flat$	E $\flat$									
	Harmonic Minor	D	G	C									
	Melodic Minor	Nil.											
	Chromatic	B $\flat$ chromatic											
	Articulation	All slurred and all tongued.									M.M. ♩ = 66 in ♩		
<b>MPL TWO</b>	Major	C	F	B $\flat$	E $\flat$	A $\flat$							
	Harmonic Minor	A	D	G	C	F							
	Melodic Minor	Nil.											
	Chromatic	C chromatic											
	Articulation	All slurred and all tongued.									M.M. ♩ = 72 in ♩		
<b>MPL THREE</b>	Major	C*	F*	B $\flat$	E $\flat$ *	A $\flat$	D $\flat$ /C $\sharp$ *	G					
	Harmonic Minor	A	D*	G	C*	F*	B $\flat$ /A $\sharp$	E*					
	Melodic Minor	A	D*	G	C*	F*	B $\flat$ /A $\sharp$	E*					
	Chromatic	D chromatic*											
	Articulation	All slurred; all tongued; slur 2 tongue 2; tongue 2 slur 2.									M.M. ♩ = 60 in ♩		
<b>MPL FOUR</b>	Major	C*	F*	B $\flat$	E $\flat$ *	A $\flat$	D $\flat$ /C $\sharp$ *	G $\flat$ /F $\sharp$ *	G	D*	A		
	Harmonic Minor	A	D*	G	C*	F*	B $\flat$ /A $\sharp$	E $\flat$ /D $\sharp$ *	E*	B	F $\sharp$		
	Melodic Minor	A	D*	G	C*	F*	B $\flat$ /A $\sharp$	E $\flat$ /D $\sharp$ *	E*	B	F $\sharp$		
	Chromatic	E chromatic*											
	Articulation	All slurred; all tongued; slur 2 tongue 2; tongue 2 slur 2.									M.M. ♩ = 72 in ♩		
<b>MPL FIVE</b>	Major	C*	F*	B $\flat$	E $\flat$ *	A $\flat$ *	D $\flat$ /C $\sharp$ *	G $\flat$ /F $\sharp$ *	C $\flat$ /B	G*	D*	A*	E*
	Harmonic Minor	A*	D*	G*	C*	F*	B $\flat$ /A $\sharp$	E $\flat$ /D $\sharp$ *	A $\flat$ /G $\sharp$ *	E*	B	F $\sharp$ *	C $\sharp$ *
	Melodic Minor	A*	D*	G*	C*	F*	B $\flat$ /A $\sharp$	E $\flat$ /D $\sharp$ *	A $\flat$ /G $\sharp$ *	E*	B	F $\sharp$ *	C $\sharp$ *
	Chromatic	F chromatic*											
	Articulation	All slurred; all tongued; slur 2 tongue 2; tongue 2 slur 2.									M.M. ♩ = 80 in ♩		

Scales marked \* are to be played two octaves.

Flute  
Level Three

♩ = 60

C Major



F Major



Bb Major



Eb Major



Ab Major



Db Major



C# Major



G Major




A Harmonic Minor



D Harmonic Minor



G Harmonic Minor



Flute  
Level Three

C Harmonic Minor



F Harmonic Minor



Bb Harmonic Minor



A# Harmonic Minor



E Harmonic Minor



A Melodic Minor



D Melodic Minor



G Melodic Minor



C Melodic Minor



F Melodic Minor



Bb Melodic Minor



Flute  
Level Three

A# Melodic Minor



E Melodic Minor



D Chromatic

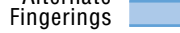




▼ Advantage

Fingerings



Open ○  
 Pressed ●  
 Alternate Fingerings 

C                      C# D<sup>b</sup>                      D

D# E<sup>b</sup>                      E                      F                      F# G<sup>b</sup>

G                      G# A<sup>b</sup>                      A                      A# B<sup>b</sup>

The following products are recommended for complete care of your instrument:  
 Cleaning Gauze · Cork Grease · Flute Cleaning Rod · Key Oil · Linen Swab · Pad Cleaning Paper · Polishing Cloth · Tone Hole Cleaner



<p>B</p>	<p>C</p>	<p>C# D<sup>b</sup></p>	<p>D</p>
<p>D# E<sup>b</sup></p>	<p>D</p>	<p>D# E<sup>b</sup></p>	<p>E</p>
<p>F</p>	<p>F# G<sup>b</sup></p>	<p>G</p>	

