

Name: _____

Unit: _____

Cadet Music Proficiency Level Three

Tuba

TUBA PROFICIENCY LEVEL MUSIC

	List	Title	Book	Page
Level One	A	1. Western Portrait	Best in Class – Tuba	19
		2. Austrian Melody	Best in Class – Tuba	24
		3. The Minstrel Boy	Best in Class – Tuba	28
		4. Ode to Joy	Best in Class – Tuba	10
		5. God Save the Queen (America)	Best in Class – Tuba	18
		6. Scarborough Fair	Best in Class – Tuba	29
Level Two	A	1. America the Beautiful	Rubank Elementary Method – Tuba	45
		2. In the Gloaming	Rubank Elementary Method – Tuba	45
		3. Drink to Me Only With Thine Eyes	Rubank Elementary Method – Tuba	46
		1. In Happy Moments	Rubank Elementary Method – Tuba	48
		2. Loves Old Sweet Song	Rubank Elementary Method – Tuba	47
		3. Blue Bells of Scotland	Rubank Elementary Method – Tuba	44
Level Three	A	1. Longing	Rubank Intermediate Method – Tuba	25
		2. Melody in 6/8	Rubank Intermediate Method – Tuba	25
		3. Die Meistersinger	Rubank Intermediate Method – Tuba	20
		1. Melody in F	Rubank Intermediate Method – Tuba	14
		2. Etude Expressivo	Rubank Intermediate Method – Tuba	10
		3. Hunter Chorus	Rubank Intermediate Method – Tuba	22
Level Four	A	1. Happy Farmer	Rubank Advanced Method Vol. 1 – Tuba	69
		2. Bouree	Rubank Advanced Method Vol. 1 – Tuba	70
		3. Dio Passente	Rubank Advanced Method Vol. 1 – Tuba	71
		1. Spinning Wheel	Rubank Advanced Method Vol. 1 – Tuba	72
		2. Allegro	Rubank Advanced Method Vol. 1 – Tuba	35
		3. Tempo di Polacca	Rubank Advanced Method Vol. 1 – Tuba	40–41
Level Five	A	1. Serenade and Scherzo (Scherzo)	Concert and Contests – Tuba	19
		2. Air Gai	Concert and Contests – Tuba	8–9
		1. Andante Cantabile	Concert and Contests – Tuba	11
		2. Serenade and Scherzo (Serenade)	Concert and Contests – Tuba	18
		1. Adagio and Finale (Adagio)	Concert and Contests – Tuba	22
		2. Morceau de Concours	Concert and Contests – Tuba	20–21
Level Six	B	1. Persiflage	Concert and Contests – Tuba	12–13
		2. Adagio and Finale (Finale)	Concert and Contests – Tuba	23

The Happy Farmer

Animato e grazioso

SCHUMANN

2

f

p

f

p

f

p

f

p

70

Bourrée

HANDEL

3

Allegro

f

mp

f

f

p

cresc.

f

dim.

rit. on repeat

p

f

Dio Possente

71

from "Faust"

GOUNOD

Poco andante (♩ = 76)

5

p

poco rit. *animato*

Tempo I

Spinning Wheel

ENDRESEN

Allegro

6 ³

mp *mf*

This section consists of three staves of music in bass clef, 3/4 time. The first staff begins with a treble clef and a '3' above it, indicating a triplet. The music is marked *mp* and features a series of eighth-note patterns with slurs. The second staff continues the eighth-note patterns. The third staff features a key signature change to one sharp (F#) and is marked *mf*. The section concludes with a double bar line.

Tranquil

4

mp *mf*

This section consists of three staves of music in bass clef, 4/4 time. The first staff begins with a treble clef and a '4' above it. The music is marked *mp* and features a series of quarter-note patterns with slurs. The second staff continues the quarter-note patterns. The third staff features a key signature change to one sharp (F#) and is marked *mf*. The section concludes with a double bar line.

Primo tempo

3

f *p*

This section consists of three staves of music in bass clef, 3/4 time. The first staff begins with a treble clef and a '3' above it. The music is marked *f* and features a series of eighth-note patterns with slurs. The second staff continues the eighth-note patterns. The third staff features a key signature change to one sharp (F#) and is marked *p*. The section concludes with a double bar line.

Allegro

18

f *f* *p* *f* *Fine* *mf* *D. C. al Fine*

Tempo di polacca



27

mf *p* *cresc.* *f* *p* *a tempo* *mf* *poco rit.*

PO 313B – MAINTAIN A PRIMARY BRASS INSTRUMENT

1. **Performance.** Maintain a Primary Brass Instrument.
2. **Conditions**
 - a. Given:
 - (1) Primary instrument,
 - (2) Water key cork,
 - (3) Glue gun,
 - (4) Supervision, and
 - (5) Assistance as required.
 - b. Denied: N/A.
 - c. Environmental: A quiet room free from distractions.
3. **Standard.** The cadet will maintain a primary brass instrument by replacing a water key cork.
4. **Remarks.** This PO applies only to the instrument on which the cadet is trying to obtain a cadet musician level qualification.

PO 316 – DEMONSTRATE RHYTHM AND AURAL SKILLS

1. **Performance.** Demonstrate Rhythm and Aural Skills.
2. **Conditions**
 - a. Given:
 - (1) Level Three rhythm sheet, and
 - (2) Supervision.
 - b. Denied: Assistance.
 - c. Environmental: A quiet room with adequate lighting and free from distractions.
3. **Standard.** The cadet will demonstrate rhythm and aural skills, by:
 - a. singing, clapping, tapping or counting Level Three rhythms while maintaining a steady tempo;
 - b. identifying intervals played above a given note, to include:
 - (1) unison,
 - (2) perfect fourth,
 - (3) perfect fifth, and
 - (4) perfect octave; and
 - c. singing or playing back a five-note melody.
4. **Remarks**
 - a. The cadet will be given time to practice the Level Three Rhythm sheet before the assessment.
 - b. Level Three Rhythm Sheet is found in [Annex A, Appendix 4](#).
 - c. Cadets may use solfege syllables, “*lu*”, “*la*”, or note names to sing back the melody.
 - d. In Level Three, a melody uses only the first five notes of a major scale, begins on the tonic note and may contain one skip of a third. It must be within the vocal range of the cadet.

LEVEL THREE RHYTHM SHEET

1. $\# \frac{4}{4}$ 

2. $\# \frac{9}{8}$ 

3. $\# \frac{2}{4}$ 

4. $\# \frac{4}{4}$ 

5. $\# \text{C}$ 

6. $\# \frac{4}{4}$ 

7. $\# \frac{4}{4}$ 

8. $\# \frac{6}{8}$ 

9. $\# \frac{12}{8}$ 

10. $\# \frac{2}{4}$ 

11. $\# \frac{4}{4}$ 

12. $\#$ 

13. $\# \frac{6}{8}$ 

14. $\# \frac{3}{4}$ 

15. $\# \frac{9}{8}$ 

PO 318 – SIGHT-READ MUSIC

1. **Performance.** Sight-Read Music.
2. **Conditions**
 - a. Given:
 - (1) Primary instrument,
 - (2) Music stand,
 - (3) Level Three sight-reading music, and
 - (4) Supervision.
 - b. Denied: Assistance.
 - c. Environmental: A quiet room with adequate lighting and free from distractions.
3. **Standard.** The cadet will sight-read music observing:
 - a. rhythm,
 - b. a steady tempo,
 - c. pitch, and
 - d. musical flow.
4. **Remarks**
 - a. The music will be a maximum of 16 measures in length and a minimum of four measures.
 - b. The music will not exceed the technical requirements for Level Two.
 - c. A brief period of time will be given prior to playing for the cadet to examine the music.

SCALE REQUIREMENTS BY INSTRUMENT

TUBA

MPL BASIC	Major	B \flat											
	Harmonic Minor	Nil.											
	Melodic Minor	Nil.											
	Chromatic	Nil.											
	Articulation	All slurred or all tongued.									M.M. ♩ = 60 in ♩		
MPL ONE	Major	F	B \flat	E \flat									
	Harmonic Minor	D	G	C									
	Melodic Minor	Nil.											
	Chromatic	B \flat chromatic											
	Articulation	All slurred and all tongued.									M.M. ♩ = 66 in ♩		
MPL TWO	Major	C	F	B \flat	E \flat	A \flat							
	Harmonic Minor	A	D	G	C	F							
	Melodic Minor	Nil.											
	Chromatic	C chromatic											
	Articulation	All slurred and all tongued.									M.M. ♩ = 72 in ♩		
MPL THREE	Major	C	F*	B \flat	E \flat	A \flat	D \flat /C#	G					
	Harmonic Minor	A	D	G	C	F*	B \flat /A#	E*					
	Melodic Minor	A	D	G	C	F*	B \flat /A#	E*					
	Chromatic	D chromatic											
	Articulation	All slurred; all tongued; slur 2 tongue 2; tongue 2 slur 2.									M.M. ♩ = 60 in ♩		
MPL FOUR	Major	C	F*	B \flat	E \flat	A \flat	D \flat /C#	G \flat /F#*	G*	D	A		
	Harmonic Minor	A	D	G*	C	F*	B \flat /A#	E \flat /D#*	E*	B	F#*		
	Melodic Minor	A	D	G*	C	F*	B \flat /A#	E \flat /D#*	E*	B	F#*		
	Chromatic	E chromatic*											
	Articulation	All slurred; all tongued; slur 2 tongue 2; tongue 2 slur 2.									M.M. ♩ = 72 in ♩		
MPL FIVE	Major	C	F*	B \flat *	E \flat	A \flat *	D \flat /C#	G \flat /F#*	C \flat /B	G*	D	A*	E*
	Harmonic Minor	A*	D	G*	C	F*	B \flat /A#*	E \flat /D#*	A \flat /G#*	E*	B	F#*	C#*
	Melodic Minor	A*	D	G*	C	F*	B \flat /A#*	E \flat /D#*	A \flat /G#*	E*	B	F#*	C#*
	Chromatic	F chromatic*											
	Articulation	All slurred; all tongued; slur 2 tongue 2; tongue 2 slur 2.									M.M. ♩ = 80 in ♩		

Scales marked * are to be played two octaves.

Tuba
Level Three

♩ = 60

C Major



F Major



Bb Major




Eb Major



Ab Major



Db Major



C# Major



G Major



A Harmonic Minor



D Harmonic Minor



G Harmonic Minor



Tuba Level Three

C Harmonic Minor



F Harmonic Minor



Bb Harmonic Minor



E Harmonic Minor



A Melodic Minor



D Melodic Minor



G Melodic Minor



C Melodic Minor



F Melodic Minor



Bb Melodic Minor



E Melodic Minor





D Chromatic



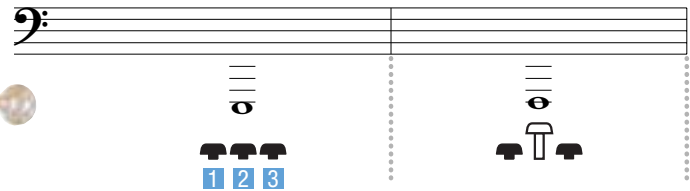
Advantage

Fingerings




Open 
 Pressed 

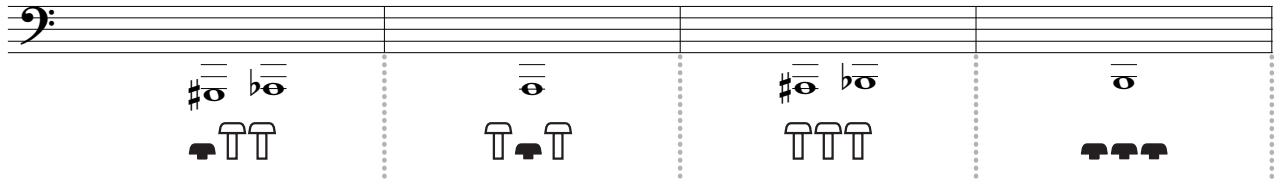
E F




F# Gb G



G# Ab A A# Bb B

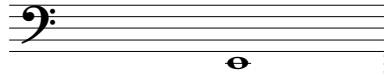
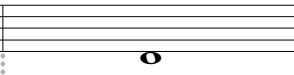

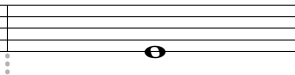














C C# Db D D# Eb

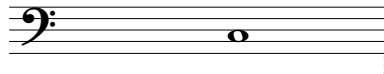

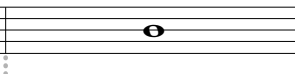







The following products are recommended for the care of your instrument:

Valve Oil · Mouthpiece Brush · Flexible Cleaning Rod · Polishing Cloth · Slide Grease · Valve Casing Brush · Valve Casing Cleaning Rod

E	F	F# Gb	G
			
			

G# Ab	A	A# Bb	B
			
			

C	C# Db	D	D# Eb
			
			

E	F	F# Gb	G
