

Name: _____

Unit: _____

Cadet Music Proficiency Level One

Horn

FRENCH HORN PROFICIENCY LEVEL MUSIC

	List	Title	Book	Page
Level Basic	1.	Western Portrait	Best in Class – French Horn	19
	2.	Austrian Melody	Best in Class – French Horn	24
	3.	The Minstrel Boy	Best in Class – French Horn	28
	4.	Ode to Joy	Best in Class – French Horn	10
	5.	God Save the Queen (America)	Best in Class – French Horn	18
	6.	Scarborough Fair	Best in Class – French Horn	29
Level One	1.	Long, Long Ago	Rubank Elementary Method – French Horn	20
	2.	Love Old Sweet Song	Rubank Elementary Method – French Horn	26
	3.	Drink to Me Only With Thine Eyes	Rubank Elementary Method – French Horn	43
	1.	Waltz	Rubank Elementary Method – French Horn	23
	2.	Midsummer Night's Dream	Rubank Elementary Method – French Horn	42
	3.	Lucia di Lammermoor	Rubank Elementary Method – French Horn	44
Level Two	1.	Etude Expressivo No. 3	Rubank Intermediate Method – French Horn	8
	2.	Staccato Etude No. 4	Rubank Intermediate Method – French Horn	26
	3.	Serenade	Rubank Intermediate Method – French Horn	10
	1.	C Minor Etude No. 3	Rubank Intermediate Method – French Horn	25
	2.	Dance No. 2	Rubank Intermediate Method – French Horn	27
	3.	Mala Polka	Rubank Intermediate Method – French Horn	13
Level Three	1.	By the Sea	Rubank Adv. Method Vol. 1 – French Horn	70
	2.	On the Wings of a Song	Rubank Adv. Method Vol. 1 – French Horn	71
	3.	Etude No. 22	Rubank Adv. Method Vol. 1 – French Horn	37
	1.	Scherzo	Concert and Contests – French Horn	5
	2.	Etude No. 12	Rubank Adv. Method Vol. 1 – French Horn	29
	3.	Hunter's Chorus	Rubank Adv. Method Vol. 1 – French Horn	32
Level Four	1.	Etude No. 2	Rubank Adv. Method Vol. 2 – French Horn	21
	2.	Etude No. 9	Rubank Adv. Method Vol. 2 – French Horn	26
	1.	Chanson des Chasseurs	Rubank Adv. Method Vol. 2 – French Horn	75
	2.	Konzertstück	Rubank Adv. Method Vol. 2 – French Horn	79-80
	1.	Vocalise	Concert and Contests – French Horn	9
	2.	Romance	Concert and Contests – French Horn	12
Level Five	1.	Two Outdoor Scenes	Concert and Contests – French Horn	10
	2.	Romance and Rondo (Rondo)	Concert and Contests – French Horn	16

Low Note Study

Musical notation for 'Low Note Study' consisting of nine measures. Each measure is numbered in a circle above it: 1, 2, 3, 4, 5, 6, 7, 8, 9. The notes are: 1 (F#), 2 (F#), 3 (F), 4 (E), 5 (D), 6 (C), 7 (B), 8 (A), 9 (G).

Omit for Mellophone

Low Tone Study

Musical notation for 'Low Tone Study' in three staves. Staff 1 has notes with fingerings: 1 (F), 2 (G), 3 (A), 4 (B), 5 (C), 6 (D), 7 (E), 8 (F), 9 (G), 10 (A), 11 (B), 12 (C). Staff 2 and 3 provide additional rhythmic and articulation details for the same notes.

Omit for Mellophone

F Major Scale

Musical notation for 'F Major Scale' in two staves. Staff 4 shows the scale in treble clef. Staff 5 is labeled 'Mellophone - play' and shows the scale in bass clef.

Mellophone-play

Long, Long Ago-High Voice

Musical notation for 'Long, Long Ago-High Voice' in three staves. Staff 6 is labeled 'Mellophone-play' and shows a melodic line. Staves 7 and 8 provide accompaniment.

Omit for Mellophone

Long, Long Ago-Low Voice

Musical notation for 'Long, Long Ago-Low Voice' in three staves. Staff 7 is labeled 'Omit for Mellophone' and shows a melodic line. Staves 8 and 9 provide accompaniment.

Dotted Eighth Note Studies

This section contains eleven numbered exercises (1-11) for dotted eighth notes, followed by four numbered staves (1-4) showing various rhythmic patterns with slurs and accents.

Loves Old Sweet Song

The piece "Loves Old Sweet Song" is written for four staves in 3/4 time. It begins with a forte (*f*) dynamic marking. The melody is primarily in the upper staves, with accompaniment in the lower staves.

Farewell to Thee

The piece "Farewell to Thee" is written for three staves in 3/4 time. It begins with a forte (*f*) dynamic marking and includes a piano (*p*) dynamic marking later in the piece. The notation includes slurs and accents.

Deck The Hall

Allegro

Musical notation for 'Deck The Hall' in C major, 4/4 time. It consists of two staves of music. The first staff begins with a treble clef and a common time signature. The melody is a simple, rhythmic tune with eighth and quarter notes.

Come Thou Almighty King

Moderato

Musical notation for 'Come Thou Almighty King' in D major, 3/4 time. It consists of two staves of music. The first staff begins with a treble clef and a key signature of one sharp. The melody is a simple, rhythmic tune with quarter and eighth notes.

Drink To Me Only With Thine Eyes

Andante

With expression, and good intonation

English

Musical notation for 'Drink To Me Only With Thine Eyes' in D major, 6/8 time. It consists of three staves of music. The first staff begins with a treble clef and a key signature of one sharp. The melody is a simple, rhythmic tune with quarter and eighth notes. Below the first staff, there are fingerings: *mf* 1 2 3 4 5 6.

Silent Night, Holy Night

DUET

GRUBER

Moderato

Musical notation for 'Silent Night, Holy Night' in C major, 6/8 time. It consists of two staves of music. The first staff begins with a treble clef and a key signature of no sharps or flats. The melody is a simple, rhythmic tune with quarter and eighth notes. Below the first staff, there are fingerings: 1 - 2 - 3 - 4 5 6.

$\frac{3}{4}$ Rhythmic Studies

① ② ③ ④ ⑤ ⑥ ⑦

1
2
3
4
5
6
7

Waltz

Allegro

8

p *f* $\frac{3}{3}$ *p*

f *p* *f*

Nocturne From
Midsummer Night's Dream

MENDELSSOHN

1 *Andante*
p

From Overture
"Stradella"

FLOTOW

2 *Lento*
p

Swanee River

3 *Moderato*
mf


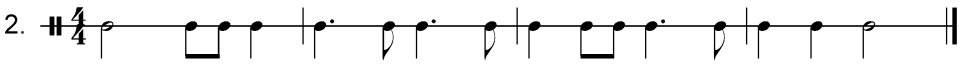
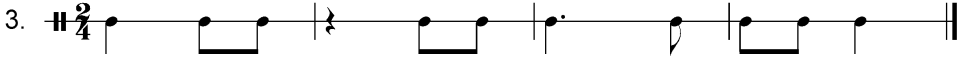
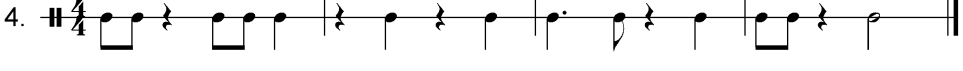
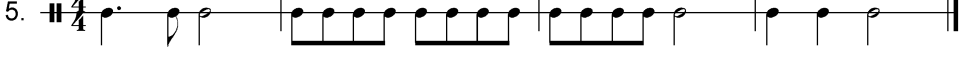
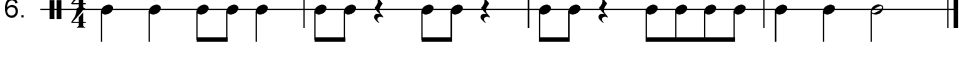

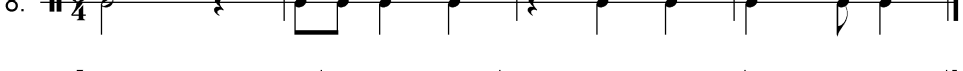



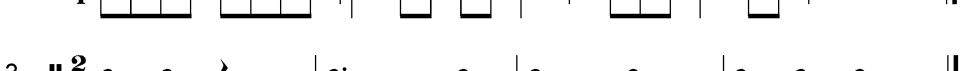
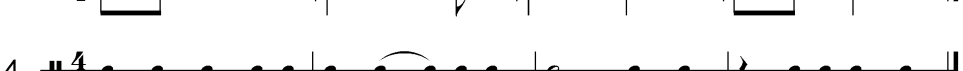


PO 113B – MAINTAIN A PRIMARY BRASS INSTRUMENT

1. **Performance.** Maintain a Primary Brass Instrument.
2. **Conditions**
 - a. Given:
 - (1) Primary instrument,
 - (2) Cleaning snake,
 - (3) Supervision, and
 - (4) Assistance as required.
 - b. Denied: N/A.
 - c. Environmental: A quiet room free from distractions.
3. **Standard.** The cadet will maintain a primary brass instrument by cleaning the interior of the instrument with a cleaning snake.
4. **Remarks.** This PO applies only to the instrument on which the cadet is trying to obtain a cadet musician level qualification.

PO 116 – DEMONSTRATE RHYTHM SKILLS

1. **Performance.** Demonstrate Rhythm Skills.
2. **Conditions**
 - a. Given:
 - (1) Level One rhythm sheet, and
 - (2) Supervision.
 - b. Denied: Assistance.
 - c. Environmental: A quiet room with adequate lighting and free from distractions.
3. **Standard.** The cadet will demonstrate rhythm skills by singing, clapping, tapping or counting Level One rhythms while respecting a steady tempo.
4. **Remarks**
 - a. The cadet will be given time to practice the Level One rhythm sheet before the assessment.
 - b. Level One Rhythm Sheet is found in [Annex A, Appendix 2](#).

LEVEL ONE RHYTHM SHEET

1. $\# \frac{3}{4}$ 
2. $\# \frac{4}{4}$ 
3. $\# \frac{2}{4}$ 
4. $\# \frac{4}{4}$ 
5. $\# \frac{4}{4}$ 
6. $\# \frac{4}{4}$ 
7. $\# \frac{2}{4}$ 
8. $\# \frac{3}{4}$ 
9. $\# \frac{4}{4}$ 
10. $\# \frac{4}{4}$ 
11. $\# \frac{3}{4}$ 
12. $\# \frac{4}{4}$ 
13. $\# \frac{2}{4}$ 
14. $\# \frac{4}{4}$ 
15. $\# \frac{4}{4}$ 

PO 118 – SIGHT-READ MUSIC

1. **Performance.** Sight-Read Music.
2. **Conditions**
 - a. Given:
 - (1) Primary instrument,
 - (2) Music stand,
 - (3) Metronome,
 - (4) Level One sight-reading music,
 - (5) Supervision, and
 - (6) Assistance as required.
 - b. Denied: N/A.
 - c. Environmental: A quiet room with adequate lighting and free from distractions.
3. **Standard.** The cadet will sight-read music observing:
 - a. rhythm,
 - b. a steady tempo,
 - c. pitch, and
 - d. musical flow.
4. **Remarks**
 - a. Assistance given is in the form of guiding questions limited to:
 - (1) What is the time signature? How many beats in a measure? Which note value gets the beat?
 - (2) How many sharps/flats are in the key signature? Which notes are sharp/flat?
 - (3) Which accidentals do you see? What are the fingerings for those notes?
 - (4) Can you clap the rhythm?
 - b. The music will be a maximum of 16 measures in length and minimum of four measures.
 - c. The music will not exceed the technical requirements for Level Basic.
 - d. A brief period of time will be given prior to playing for the cadet to examine the music.

SCALE REQUIREMENTS BY INSTRUMENT

FRENCH HORN

MPL BASIC	Major	F											
	Harmonic Minor	Nil.											
	Melodic Minor	Nil.											
	Chromatic	Nil.											
	Articulation	All slurred or all tongued.									M.M. ♩ = 60 in ♩		
MPL ONE	Major	C	F	B \flat									
	Harmonic Minor	A	D	G									
	Melodic Minor	Nil.											
	Chromatic	F chromatic											
	Articulation	All slurred and all tongued.									M.M. ♩ = 66 in ♩		
MPL TWO	Major	C	F	B \flat	E \flat	G							
	Harmonic Minor	A	D	G	C	E							
	Melodic Minor	Nil.											
	Chromatic	G chromatic											
	Articulation	All slurred and all tongued.									M.M. ♩ = 72 in ♩		
MPL THREE	Major	C	F*	B \flat	E \flat	A \flat	G	D					
	Harmonic Minor	A	D	G	C	F	E	B					
	Melodic Minor	A	D	G	C	B \flat	E	F#					
	Chromatic	A chromatic											
	Articulation	All slurred; all tongued; slur 2 tongue 2; tongue 2 slur 2.									M.M. ♩ = 60 in ♩		
MPL FOUR	Major	C	F*	B \flat	E \flat	A \flat	D \flat /C#	G*	D	A	E		
	Harmonic Minor	A	D	G*	C	F*	B \flat /A#	E	B	F#*	C#		
	Melodic Minor	A	D	G*	C	F*	B \flat /A#	E	B	F#*	C#		
	Chromatic	B chromatic											
	Articulation	All slurred; all tongued; slur 2 tongue 2; tongue 2 slur 2.									M.M. ♩ = 72 in ♩		
MPL FIVE	Major	C	F*	B \flat *	E \flat	A \flat *	D \flat /C#	G \flat /F#*	C \flat /B	G*	D	A*	E
	Harmonic Minor	A*	D	G*	C	F*	B \flat /A#*	E \flat /D#	A \flat /G#*	E	B	F#*	C#
	Melodic Minor	A*	D	G*	C	F*	B \flat /A#*	E \flat /D#	A \flat /G#*	E	B	F#*	C#
	Chromatic	C chromatic											
	Articulation	All slurred; all tongued; slur 2 tongue 2; tongue 2 slur 2.									M.M. ♩ = 80 in ♩		

Scales marked * are to be played two octaves.

Horn
Level One

♩ = 66

F Major



C Major



Bb Major



A Harmonic Minor



D Harmonic Minor



G Harmonic Minor






F Chromatic


































Advantage






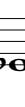















Fingerings



Open 
 Pressed 
 Alternate Fingering 

	F	F#	G \flat
			
F			
B \flat			
			

G	G#	A \flat	A	A#	B \flat	B
						
F 						
B \flat 						

C	C#	D \flat	D	D#	E \flat	E
						
F 						
B \flat 						

The following products are recommended for the care of your instrument:

Brass Mouthpiece Brush · Flexible Cleaning Rod · Lever Oil · Polishing Cloth · Rotor Oil · Rotor Spindle Oil · Slide Grease · Tone Hole Cleaner

F	F# Gb	G	G# Ab	A
F Bb	 	 	 	
<hr/>				
A# Bb	B	C	C# Db	D
F Bb	 	 	 	
<hr/>				
D# Eb	E	F	F# Gb	G
F Bb	 	 	 	