

Name: _____

Unit: _____

Cadet Music Proficiency Level Basic

Horn

FRENCH HORN PROFICIENCY LEVEL MUSIC

	List	Title	Book	Page
Level One	1.	Western Portrait	Best in Class – French Horn	19
	2.	Austrian Melody	Best in Class – French Horn	24
	3.	The Minstrel Boy	Best in Class – French Horn	28
	4.	Ode to Joy	Best in Class – French Horn	10
	5.	God Save the Queen (America)	Best in Class – French Horn	18
	6.	Scarborough Fair	Best in Class – French Horn	29
Level Two	1.	Long, Long Ago	Rubank Elementary Method – French Horn	20
	2.	Love Old Sweet Song	Rubank Elementary Method – French Horn	26
	3.	Drink to Me Only With Thine Eyes	Rubank Elementary Method – French Horn	43
Level Three	1.	Waltz	Rubank Elementary Method – French Horn	23
	2.	Midsummer Night's Dream	Rubank Elementary Method – French Horn	42
	3.	Lucia di Lammermoor	Rubank Elementary Method – French Horn	44
Level Four	1.	Etude Expressivo No. 3	Rubank Intermediate Method – French Horn	8
	2.	Staccato Etude No. 4	Rubank Intermediate Method – French Horn	26
	3.	Serenade	Rubank Intermediate Method – French Horn	10
Level Five	1.	C Minor Etude No. 3	Rubank Intermediate Method – French Horn	25
	2.	Dance No. 2	Rubank Intermediate Method – French Horn	27
	3.	Mala Polka	Rubank Intermediate Method – French Horn	13
Level Six	1.	By the Sea	Rubank Adv. Method Vol. 1 – French Horn	70
	2.	On the Wings of a Song	Rubank Adv. Method Vol. 1 – French Horn	71
	3.	Etude No. 22	Rubank Adv. Method Vol. 1 – French Horn	37
Level Seven	1.	Scherzo	Concert and Contests – French Horn	5
	2.	Etude No. 12	Rubank Adv. Method Vol. 1 – French Horn	29
	3.	Hunter's Chorus	Rubank Adv. Method Vol. 1 – French Horn	32
Level Eight	1.	Etude No. 2	Rubank Adv. Method Vol. 2 – French Horn	21
	2.	Etude No. 9	Rubank Adv. Method Vol. 2 – French Horn	26
Level Nine	1.	Chanson des Chasseurs	Rubank Adv. Method Vol. 2 – French Horn	75
	2.	Konzertstück	Rubank Adv. Method Vol. 2 – French Horn	79-80
Level Ten	1.	Vocalise	Concert and Contests – French Horn	9
	2.	Romance	Concert and Contests – French Horn	12
Level Eleven	1.	Two Outdoor Scenes	Concert and Contests – French Horn	10
	2.	Romance and Rondo (Rondo)	Concert and Contests – French Horn	16



<p>DYNAMICS</p>	<p><i>f</i> = forte <i>p</i> = piano</p>	<p>Play with a full volume. Play with a soft volume.</p>
<p>PICK-UP NOTES</p>		<p>Note or notes that come before the first full measure of a piece.</p>

WESTERN PORTRAIT

Root/Pearson

Solo

Piano

113. WARM-UP



1. Play on your mouthpiece only. 2. Play on your instrument.



KEY SIGNATURE



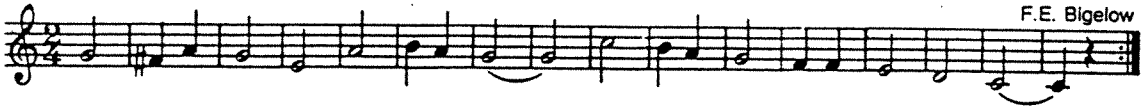
When you see this key signature, play all F's as F sharps.

114. TECHNIC TRAINER




★ Write in the counting before you play.

115. OUR DIRECTOR MARCH



116. KEY SIGNATURE CRAZE



117. AUSTRIAN MELODY



118. ENCORE PIECE FOR HAND CLAPPERS, KNEE SLAPPERS, and FOOT STOMPERS



SOMETHING SPECIAL . . . for french horns only



SPECIAL EXERCISE

W3HF — Special



DYNAMICS

= *crescendo* (*cresc.*)

Gradually play louder.

= *decrescendo* (*decresc.*)

Gradually play softer.

133. WARM-UP

Musical notation for exercise 133, Warm-up. It consists of a single staff in 4/4 time. The melody is a sequence of eighth notes with dynamic markings: *p* \langle *f* \rangle *p* \langle *f* \rangle *p* \langle *f* \rangle *p* \langle *f* \rangle *p*. The dynamic markings are placed below the notes, and the crescendo and decrescendo symbols are placed above the notes.

134. BOOGIE BEAT

Musical notation for exercise 134, Boogie Beat. It consists of two systems of two staves each. The first system is labeled 'A.' and 'B.'. The second system is labeled 'A.' and 'B.'. The first system is marked 'Root - Duet'. The notation includes dynamic markings: *p*, *f*, and *p*. The first system has a *p* marking at the start, an *f* marking in the middle, and a *p* marking at the end. The second system has an *f* marking in the middle and a *p* marking at the end.

135. CHROMATIC WALTZ

Musical notation for exercise 135, Chromatic Waltz. It consists of a single staff in 3/4 time. The melody is a sequence of eighth notes with dynamic markings: *p* \langle *f* \rangle *p* \langle *f* \rangle *p*. The dynamic markings are placed below the notes, and the crescendo and decrescendo symbols are placed above the notes.

136. THE MINSTREL BOY

Musical notation for exercise 136, The Minstrel Boy. It consists of two systems of two staves each. The first system is marked 'Folk Song'. The notation includes dynamic markings: *p*, *f*, and *p*. The first system has a *p* marking at the start, an *f* marking in the middle, and a *p* marking at the end. The second system has an *f* marking in the middle and a *p* marking at the end.



THEME AND VARIATIONS

A simple tune followed by the same tune with changes.

137. WHERE DID MY LITTLE DOG GO?

Musical notation for exercise 137, Where Did My Little Dog Go?. It consists of two systems of two staves each. The first system is marked 'Theme' and 'German Song'. The second system is marked 'Variation'. The notation includes dynamic markings: *p*, *f*, and *p*. The first system has a *p* marking at the start, an *f* marking in the middle, and a *p* marking at the end. The second system has an *f* marking in the middle and a *p* marking at the end.

SOMETHING SPECIAL... for french horns only

Musical notation for exercise 138, Something Special. It consists of a single staff in 4/4 time. The melody is a sequence of eighth notes with dynamic markings: *p*, *f*, and *p*. The notation includes first and second endings, marked '1.' and '2.'.

SPECIAL EXERCISE

W3HF - Special


32. WARM-UP



1. Play on your mouthpiece only. Listen to the other instruments for good pitch.
2. Play on your instrument.




33. READY FOR A NEW NOTE?



34. IN HARMONY



35. LIP AND TECHNIC BUILDER



★ Write in the counting before you play.

36. TOM DOOLEY AND HIS FRIEND



Folk Song - Duet:


37. ODE TO JOY



Ludwig van Beethoven

★ Are you playing with a good hand position?

SOMETHING SPECIAL . . . for french horns only



SPECIAL EXERCISE

IT'S ALL YOURS!

This special page of solos is for extra practice and fun on your instrument.
The pieces may be played by themselves or along with the piano part found
in the piano accompaniment book.

JINGLE BELLS

Allegro J.S. Pierpont

mf

GOOD KING WENCESLAS

Allegro English Carol

f mp f mp

HOLIDAY GREETINGS

Allegro English Carol

p mf

GO, TEAM, GO!

Moderato Go, Team, Go!

f

SAINTS GO MARCHING IN

Allegro Traditional

mf f

AMERICA

Andante Henry Carey

mf

DYNAMICS

mp = mezzo piano Play with a medium soft volume.

mf = mezzo forte Play with a medium full volume.

138. SCARBOROUGH FAIR

English Folk Song

Musical notation for Scarborough Fair, featuring two staves. The first staff has dynamics *mp*, *mf*, and *f*. The second staff has dynamics *mp* and *p*. The music is in 4/4 time and includes various note values and rests.

PHRASE

A musical thought or sentence. The end of a phrase is a good place to take a breath.

139. POLISHED PHRASES

Root - Band Arrangement

Musical notation for Polished Phrases, a single staff with numbered measures 1 through 9. The music is in 4/4 time and consists of eighth and quarter notes.

TEMPOS

Andante = moderately slow
 Moderato = moderate speed
 Allegro = quick and lively

140. BRING A TORCH

French Song

Moderato

Musical notation for Bring a Torch, a single staff with a repeat sign at the end. The music is in 3/4 time and features a mix of eighth and quarter notes.

★ Check your hand position.

141. BAYSIDE BOUNCE

Root/Pearson -Band Arrangement

Allegro

Musical notation for Bayside Bounce, consisting of two staves with numbered measures 1 through 16. The music is in 4/4 time and includes dynamics *f* and *mp*.

142. CHROMATIC CAPER

Andante

Musical notation for Chromatic Capers, a single staff with a repeat sign at the end. The music is in 3/4 time and features a chromatic scale with dynamics *mf*.

143. PUTTING IT ALL TOGETHER

Musical notation for Putting it All Together, consisting of two staves. The music is in 4/4 time and features eighth and quarter notes.

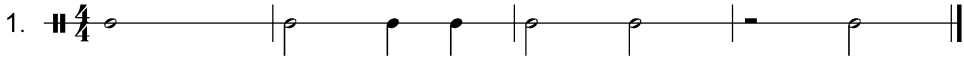








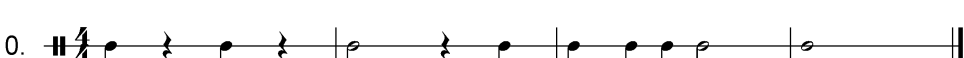
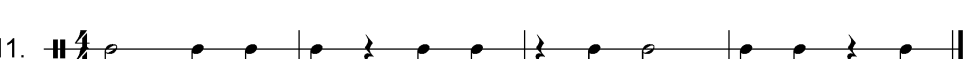




PO 013B – MAINTAIN A PRIMARY BRASS INSTRUMENT

1. **Performance.** Maintain a Primary Brass Instrument.
2. **Conditions**
 - a. Given:
 - (1) Primary instrument,
 - (2) Basic instrument cleaning supplies,
 - (3) Supervision, and
 - (4) Assistance as required.
 - b. Denied: N/A.
 - c. Environmental: A quiet room free from distractions.
3. **Standard.** The cadet will maintain a primary brass instrument by:
 - a. putting the instrument together;
 - b. lubricating moving parts;
 - c. removing water from the instrument;
 - d. cleaning the exterior of the instrument with a cloth;
 - e. taking the instrument apart; and
 - f. storing the instrument.
4. **Remarks.** This PO applies only to the instrument on which the cadet is trying to obtain a cadet musician level qualification.

PO 016 – DEMONSTRATE RHYTHM SKILLS

1. **Performance.** Demonstrate Rhythm Skills.
2. **Conditions**
 - a. Given:
 - (1) Level Basic rhythm sheet, and
 - (2) Supervision.
 - b. Denied: Assistance.
 - c. Environmental: A quiet room with adequate lighting and free from distractions.
3. **Standard.** The cadet will demonstrate rhythm skills by singing, clapping, tapping or counting Level Basic rhythms while respecting a steady tempo.
4. **Remarks**
 - a. The cadet will be given time to practice the Level Basic rhythm sheet before the assessment.
 - b. Level Basic Rhythm Sheet is found in [Annex A, Appendix 1](#).

LEVEL BASIC RHYTHM SHEET

1. 
2. 
3. 
4. 
5. 
6. 
7. 
8. 
9. 
10. 
11. 
12. 
13. 
14. 
15. 

SCALE REQUIREMENTS BY INSTRUMENT

FRENCH HORN

MPL BASIC	Major	F											
	Harmonic Minor	Nil.											
	Melodic Minor	Nil.											
	Chromatic	Nil.											
	Articulation	All slurred or all tongued.									M.M. ♩ = 60 in ♩		
MPL ONE	Major	C	F	B \flat									
	Harmonic Minor	A	D	G									
	Melodic Minor	Nil.											
	Chromatic	F chromatic											
	Articulation	All slurred and all tongued.									M.M. ♩ = 66 in ♩		
MPL TWO	Major	C	F	B \flat	E \flat	G							
	Harmonic Minor	A	D	G	C	E							
	Melodic Minor	Nil.											
	Chromatic	G chromatic											
	Articulation	All slurred and all tongued.									M.M. ♩ = 72 in ♩		
MPL THREE	Major	C	F*	B \flat	E \flat	A \flat	G	D					
	Harmonic Minor	A	D	G	C	F	E	B					
	Melodic Minor	A	D	G	C	B \flat	E	F#					
	Chromatic	A chromatic											
	Articulation	All slurred; all tongued; slur 2 tongue 2; tongue 2 slur 2.									M.M. ♩ = 60 in ♩		
MPL FOUR	Major	C	F*	B \flat	E \flat	A \flat	D \flat /C#	G*	D	A	E		
	Harmonic Minor	A	D	G*	C	F*	B \flat /A#	E	B	F#*	C#		
	Melodic Minor	A	D	G*	C	F*	B \flat /A#	E	B	F#*	C#		
	Chromatic	B chromatic											
	Articulation	All slurred; all tongued; slur 2 tongue 2; tongue 2 slur 2.									M.M. ♩ = 72 in ♩		
MPL FIVE	Major	C	F*	B \flat *	E \flat	A \flat *	D \flat /C#	G \flat /F#*	C \flat /B	G*	D	A*	E
	Harmonic Minor	A*	D	G*	C	F*	B \flat /A#*	E \flat /D#	A \flat /G#*	E	B	F#*	C#
	Melodic Minor	A*	D	G*	C	F*	B \flat /A#*	E \flat /D#	A \flat /G#*	E	B	F#*	C#
	Chromatic	C chromatic											
	Articulation	All slurred; all tongued; slur 2 tongue 2; tongue 2 slur 2.									M.M. ♩ = 80 in ♩		

Scales marked * are to be played two octaves.

Horn
Level Basic

♩ = 60




F Major













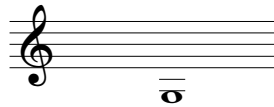




















Advantage






















Fingerings



Open 
 Pressed 
 Alternate Fingering 

	F	F#	G \flat
			
F			
B \flat			
			

G	G#	A \flat	A	A#	B \flat	B
						
F 						
B \flat 						

C	C#	D \flat	D	D#	E \flat	E
						
F 						
B \flat 						

The following products are recommended for the care of your instrument:

Brass Mouthpiece Brush · Flexible Cleaning Rod · Lever Oil · Polishing Cloth · Rotor Oil · Rotor Spindle Oil · Slide Grease · Tone Hole Cleaner

F	F# Gb	G	G# Ab	A
F Bb				
A# Bb	B	C	C# Db	D
F Bb				
D# Eb	E	F	F# Gb	G
F Bb				