

Name: _____

Unit: _____

Cadet Music Proficiency Level Two

Percussion

SNARE DRUM PROFICIENCY LEVEL MUSIC

	List	Title	Book	Page
Level Basic	B	1. A – F	Rubank Elementary Method – Snare Drum	4
		2. I – N	Rubank Elementary Method – Snare Drum	4
		3. A – F	Rubank Elementary Method – Snare Drum	5
		4. I – N	Rubank Elementary Method – Snare Drum	5
		5. E – J	Rubank Elementary Method – Snare Drum	6
		6. O – T	Rubank Elementary Method – Snare Drum	7
Level One	A	1. Steamboats #1–3	Annex E, Appendix 1	2E1-1
	B	1. Blue Eagle	Rubank Elementary Method – Snare Drum	27
		2. Four Street Beats	Rubank Elementary Method – Snare Drum	20
		3. Star March	Rubank Elementary Method – Snare Drum	27
Level Two	A	1. Steamboats #1–6	Annex E, Appendix 2	2E2-1
		2. Paradox #1–3	Annex E, Appendix 2	2E2-4
	B	1. Symbal – Sticks March	Rubank Intermediate Method – Snare Drum	8
		2. 20 th Century Changes	Rubank Intermediate Method – Snare Drum	12
		3. Lone Star March	Rubank Intermediate Method – Snare Drum	5
	C	1. Western Portrait	Best in Class – Mallet Percussion	19
		2. Austrian Melody	Best in Class – Mallet Percussion	24
		3. The Minstrel Boy	Best in Class – Mallet Percussion	28
	Level Three	A	1. Steamboats (All)	Annex E, Appendix 3
2. Paradox (All)			Annex E, Appendix 3	2E3-6
B		1. Two of Us	Rubank Intermediate Method – Snare Drum	18–19
		2. Rolling Accents	Rubank Intermediate Method – Snare Drum	15
		3. Etude Majestic	Rubank Advanced Method – Snare Drum	22
C		1. By the River	Rubank Elementary Method – Bell Lyra	12
		2. Auld Lang Syne (Top Part)	Rubank Elementary Method – Bell Lyra	13
		3. Largo	Rubank Elementary Method – Bell Lyra	30–31
Level Four		A	1. Supersix (All)	Annex E, Appendix 4
	2. Two – Four (All)		Annex E, Appendix 4	2E4-4
	B	1. Echoing Sticks	Rubank Intermediate Method – Snare Drum	20
		2. Bobbin’ Back	Rubank Intermediate Method – Snare Drum	17
	C	1. Melodious Etude	Rubank Intermediate Method – Marimba	4
		2. Duet in Bb Major	Rubank Intermediate Method – Marimba	14
3. Study in F Major		Rubank Intermediate Method – Marimba	7	
Level Five	A	1. Psycho Seven (All)	Annex E, Appendix 5	2E5-1
		2. Viscount Six (All)	Annex E, Appendix 5	2E5-3
	B	1. Drum Oddity	Rubank Intermediate Method – Snare Drum	24
		2. Thundering Through	Rubank Intermediate Method – Snare Drum	25
	C	1. Etude VI	Modern School for Xylo, Marimba, Vibes	65
		2. Etude VIII	Modern School for Xylo, Marimba, Vibes	67
		3. Etude IX	Modern School for Xylo, Marimba, Vibes	68

LEVEL TWO STREET BEATS

STEAMBOATS

K. Elan McGinn
(1962-2005)

*unisons first time only

1.

Lead

Unisons

R R R L R L R R L R R R R L R L R R R R

R R R L R R R R L R R

Lead

Unisons

R R L R L R R L R R L R R R R L R

R R L R R R R R R R R L R

2.

Lead

Unisons

R R R R R R L R R R R R R R R L R

R R R R R R R R R R R R

Lead

Unisons

R R L R L R R L R R L R R R R L R

R R R R R R R R R R R L R

3.

Lead

Unisons

R L R R R L R L R L R R L R

R R

Lead

Unisons

R L R R R L R R L R R R R R R L R

R R R R R R R R L R

4.

Lead

Unisons

R L R R L R L R L L R R L R R L R R R R R

R R R R R R R R R

Lead

Unisons

R L R R L R L R L L R R L R R L R R L R R L R

R R L R R L L L R

5.

Lead
 Unisons

Lead
 Unisons

6.

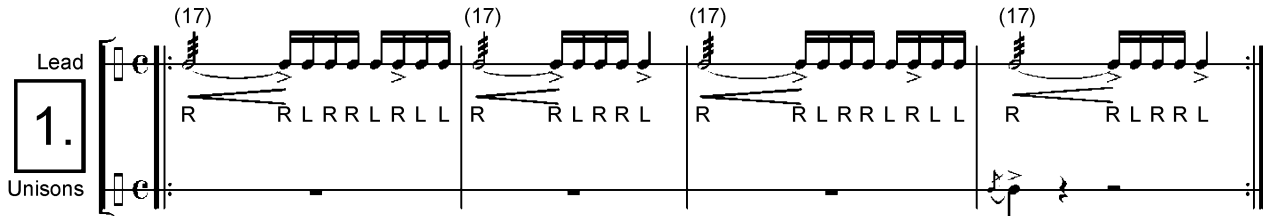
Lead
 Unisons

Lead
 Unisons

PARADOX

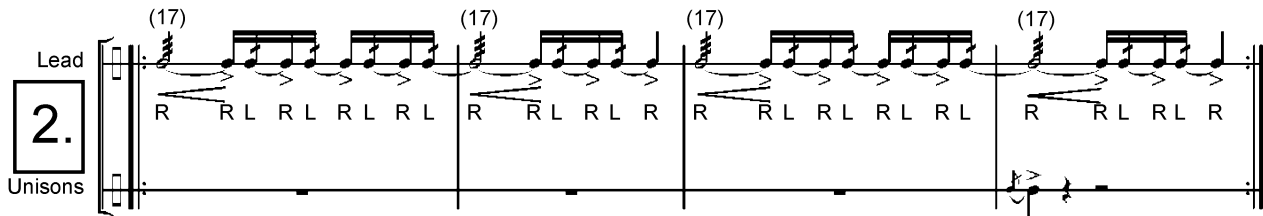
*unisons first time only

1.



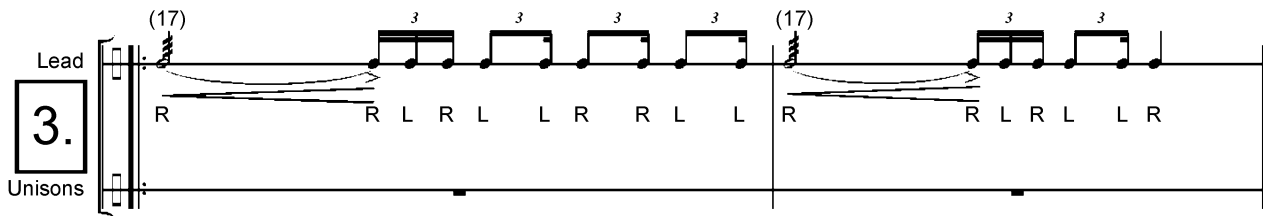
Lead
Unisons

2.

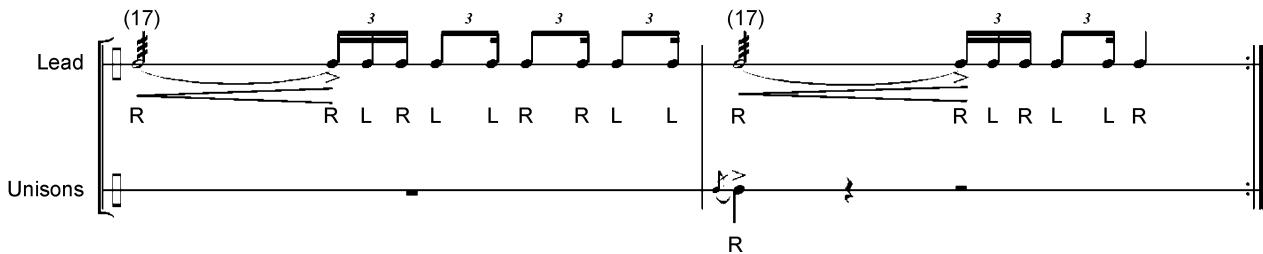


Lead
Unisons

3.



Lead
Unisons



Lead
Unisons

Symbol - Sticks March

Musical score for Symbol - Sticks March, featuring three staves of music. The notation includes various rhythmic values and dynamic markings. The first staff includes markings for B.D. (Bass Drum) and Cym. (Cymbal). The second staff includes markings for B.D., Cym., and Cym. B.D. The third staff includes markings for Cym. and B.D. There are also numerical markers (5), (9), and (13) indicating specific measures.

x Over a note means stick beat.

20th Century Changes

A Modernistic Street Beat

Musical score for 20th Century Changes, featuring three staves of music. The notation includes various rhythmic values and dynamic markings. The first staff includes markings for Snare Dr., Cymbals, and Bass Dr. The second staff includes markings for Snare Dr., Cymbals, and Bass Dr. The third staff includes markings for Snare Dr., Cymbals, and Bass Dr. There are also numerical markers (5), (9), (13), and (17) indicating specific measures.

Lone Star Street March

Musical score for Lone Star Street March, featuring two staves of music. The notation includes various rhythmic values and dynamic markings. The first staff includes markings for B.D. (Bass Drum). The second staff includes markings for Cym. B.D., Cym. tog., and B.D. There are also numerical markers (1) and (2) indicating specific measures.

WESTERN PORTRAIT

Root/Pearson

Solo

Piano

p *f*

p *f*

f *p* *f*

p

p

1. 2.

117. AUSTRIAN MELODY

Franz Joseph Haydn

Musical notation for 'Austrian Melody' by Franz Joseph Haydn. The piece is in 4/4 time and one flat (B-flat). It consists of two staves of music. The first staff contains the main melody, and the second staff contains a similar accompaniment line. The piece ends with a double bar line.

136. THE MINSTREL BOY

Folk Song

Musical notation for 'The Minstrel Boy' Folk Song. The piece is in 4/4 time and one flat (B-flat). It consists of two staves of music. Below the notes on both staves are letters 'L' and 'R' indicating fingerings for the left and right hands. The piece ends with a double bar line.

PO 213P – MAINTAIN A PRIMARY PERCUSSION INSTRUMENT

1. **Performance.** Maintain a Primary Percussion Instrument.
2. **Conditions**
 - a. Given:
 - (1) Primary instrument,
 - (2) Supervision, and
 - (3) Assistance as required.
 - b. Denied: N/A.
 - c. Environmental: A quiet room free from distractions.
3. **Standard.** The cadet will maintain a primary percussion instrument by adjusting a snare on a snare drum.
4. **Remarks.** This PO applies snare drum players and mallet percussion players.

PO 216 – DEMONSTRATE RHYTHM AND AURAL SKILLS

1. **Performance.** Demonstrate Rhythm and Aural Skills.
2. **Conditions**
 - a. Given:
 - (1) Level Two rhythm sheet, and
 - (2) Supervision.
 - b. Denied: Assistance.
 - c. Environmental: A quiet room with adequate lighting and free from distractions.
3. **Standard.** The cadet will demonstrate rhythm skills, by:
 - a. singing, clapping, tapping or counting Level Two rhythms while maintaining a steady tempo; and
 - b. singing or playing back a five-note melody.
4. **Remarks**
 - a. The cadet will be given time to practice the Level Two rhythm sheet before the assessment.
 - b. Level Two Rhythm Sheet is found in [Annex A, Appendix 3](#).
 - c. Cadets may use solfege syllables, “*lu*”, “*la*”, or note names to sing back the melody.
 - d. In Level Two, a melody uses only the first five notes of a major scale, begins on the tonic note and contains only step-wise motion. It must be within the vocal range of the cadet.

LEVEL TWO RHYTHM SHEET

1. $\# \frac{2}{4}$ \dot{r} — \dot{r} | \dot{r} \dot{r} | \dot{r} \dot{r} | \dot{r} \dot{r} | \dot{r} \dot{r} | \dot{r} \dot{r} | \dot{r} \dot{r} | \dot{r} \dot{r} ||

2. $\# \frac{6}{8}$ \dot{r} \dot{r} | \dot{r} \dot{r} | \dot{r} \dot{r} | \dot{r} \dot{r} | \dot{r} \dot{r} | \dot{r} \dot{r} | \dot{r} \dot{r} | \dot{r} \dot{r} ||

3. $\# \frac{4}{4}$ \dot{r} \dot{r} \dot{r} | \dot{r} \dot{r} | \dot{r} \dot{r} \dot{r} | \dot{r} \dot{r} | \dot{r} \dot{r} \dot{r} | \dot{r} \dot{r} | \dot{r} \dot{r} \dot{r} | \dot{r} \dot{r} | \dot{r} \dot{r} \dot{r} | \dot{r} \dot{r} | \dot{r} \dot{r} \dot{r} ||

4. $\# \frac{4}{4}$ \dot{r} \dot{r} | \dot{r} \dot{r} | \dot{r} \dot{r} \dot{r} | \dot{r} \dot{r} | \dot{r} \dot{r} \dot{r} | \dot{r} \dot{r} | \dot{r} \dot{r} \dot{r} | \dot{r} \dot{r} | \dot{r} \dot{r} \dot{r} | \dot{r} \dot{r} | \dot{r} \dot{r} ||

5. $\# \text{C}$ \dot{r} — | \dot{r} \dot{r} | \dot{r} \dot{r} | \dot{r} \dot{r} | \dot{r} \dot{r} | \dot{r} \dot{r} | \dot{r} \dot{r} | \dot{r} \dot{r} ||

6. $\# \frac{6}{8}$ \dot{r} \dot{r} | \dot{r} \dot{r} | \dot{r} \dot{r} | \dot{r} \dot{r} | \dot{r} \dot{r} | \dot{r} \dot{r} | \dot{r} \dot{r} | \dot{r} \dot{r} ||

7. $\# \frac{3}{4}$ \dot{r} \dot{r} | \dot{r} \dot{r} | \dot{r} \dot{r} | \dot{r} \dot{r} | \dot{r} \dot{r} | \dot{r} \dot{r} | \dot{r} \dot{r} | \dot{r} \dot{r} ||

8. $\# \frac{4}{4}$ \dot{r} \dot{r} | \dot{r} \dot{r} | \dot{r} \dot{r} | \dot{r} \dot{r} | \dot{r} \dot{r} | \dot{r} \dot{r} | \dot{r} \dot{r} | \dot{r} \dot{r} | \dot{r} \dot{r} | \dot{r} \dot{r} | \dot{r} \dot{r} ||

9. $\# \frac{2}{4}$ \dot{r} \dot{r} | \dot{r} \dot{r} | \dot{r} \dot{r} | \dot{r} \dot{r} | \dot{r} \dot{r} | \dot{r} \dot{r} | \dot{r} \dot{r} | \dot{r} \dot{r} ||

10. $\# \frac{4}{4}$ \dot{r} \dot{r} | \dot{r} \dot{r} | \dot{r} \dot{r} | \dot{r} \dot{r} | \dot{r} \dot{r} | \dot{r} \dot{r} | \dot{r} \dot{r} | \dot{r} \dot{r} ||

11. $\# \frac{6}{8}$ \dot{r} \dot{r} | \dot{r} \dot{r} | \dot{r} \dot{r} | \dot{r} \dot{r} | \dot{r} \dot{r} | \dot{r} \dot{r} | \dot{r} \dot{r} | \dot{r} \dot{r} ||

12. $\# \frac{3}{2}$ \dot{r} — | \dot{r} \dot{r} | \dot{r} \dot{r} | \dot{r} \dot{r} | \dot{r} \dot{r} | \dot{r} \dot{r} | \dot{r} \dot{r} | \dot{r} \dot{r} ||

13. $\# \text{C}$ \dot{r} \dot{r} | \dot{r} \dot{r} | \dot{r} \dot{r} | \dot{r} \dot{r} | \dot{r} \dot{r} | \dot{r} \dot{r} | \dot{r} \dot{r} | \dot{r} \dot{r} ||

14. $\# \frac{6}{8}$ \dot{r} \dot{r} | \dot{r} \dot{r} | \dot{r} \dot{r} | \dot{r} \dot{r} | \dot{r} \dot{r} | \dot{r} \dot{r} | \dot{r} \dot{r} | \dot{r} \dot{r} ||

15. $\# \frac{3}{4}$ \dot{r} \dot{r} | \dot{r} \dot{r} | \dot{r} \dot{r} | \dot{r} \dot{r} | \dot{r} \dot{r} | \dot{r} \dot{r} | \dot{r} \dot{r} | \dot{r} \dot{r} ||

PO 218 – SIGHT-READ MUSIC

1. **Performance.** Sight-Read Music.
2. **Conditions**
 - a. Given:
 - (1) Primary instrument,
 - (2) Music stand,
 - (3) Level Two sight-reading music, and
 - (4) Supervision.
 - b. Denied: Assistance.
 - c. Environmental: A quiet room with adequate lighting and free from distractions.
3. **Standard.** The cadet will sight-read music observing:
 - a. rhythm,
 - b. a steady tempo,
 - c. pitch, and
 - d. musical flow.
4. **Remarks**
 - a. The music will be a maximum of 16 measures in length and a minimum of four measures.
 - b. The music will not exceed the technical requirements for Level One.
 - c. A brief period of time will be given prior to playing for the cadet to examine the music.

LEVEL TWO RUDIMENTS

1. Five stroke rolls — open and closed; metronome marking (M.M.) quarter note = 120

2. Nine stroke rolls — open and closed; M.M. quarter note = 120

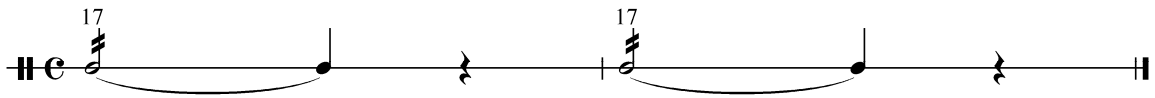
3. Single Paradiddles; M.M. quarter note = 120

4. Drags; M.M. quarter note = 60

5. Flams; M.M. quarter note = 90

6. Flam accents; M.M. quarter note = 90

7. Roll off (17 stroke rolls); M.M. quarter note = 120



Flute
Level Basic

♩ = 60

Bb Major

