

Name: _____

Unit: _____

Cadet Music Proficiency Level Three

Horn

FRENCH HORN PROFICIENCY LEVEL MUSIC

	List	Title	Book	Page
Level Basic	1.	Western Portrait	Best in Class – French Horn	19
	2.	Austrian Melody	Best in Class – French Horn	24
	3.	The Minstrel Boy	Best in Class – French Horn	28
	4.	Ode to Joy	Best in Class – French Horn	10
	5.	God Save the Queen (America)	Best in Class – French Horn	18
	6.	Scarborough Fair	Best in Class – French Horn	29
Level One	1.	Long, Long Ago	Rubank Elementary Method – French Horn	20
	2.	Love Old Sweet Song	Rubank Elementary Method – French Horn	26
	3.	Drink to Me Only With Thine Eyes	Rubank Elementary Method – French Horn	43
Level Two	1.	Waltz	Rubank Elementary Method – French Horn	23
	2.	Midsummer Night's Dream	Rubank Elementary Method – French Horn	42
	3.	Lucia di Lammermoor	Rubank Elementary Method – French Horn	44
Level Three	1.	Etude Expressivo No. 3	Rubank Intermediate Method – French Horn	8
	2.	Staccato Etude No. 4	Rubank Intermediate Method – French Horn	26
	3.	Serenade	Rubank Intermediate Method – French Horn	10
Level Four	1.	C Minor Etude No. 3	Rubank Intermediate Method – French Horn	25
	2.	Dance No. 2	Rubank Intermediate Method – French Horn	27
	3.	Mala Polka	Rubank Intermediate Method – French Horn	13
Level Five	1.	By the Sea	Rubank Adv. Method Vol. 1 – French Horn	70
	2.	On the Wings of a Song	Rubank Adv. Method Vol. 1 – French Horn	71
	3.	Etude No. 22	Rubank Adv. Method Vol. 1 – French Horn	37
Level Six	1.	Scherzo	Concert and Contests – French Horn	5
	2.	Etude No. 12	Rubank Adv. Method Vol. 1 – French Horn	29
	3.	Hunter's Chorus	Rubank Adv. Method Vol. 1 – French Horn	32
Level Seven	1.	Etude No. 2	Rubank Adv. Method Vol. 2 – French Horn	21
	2.	Etude No. 9	Rubank Adv. Method Vol. 2 – French Horn	26
Level Eight	1.	Chanson des Chasseurs	Rubank Adv. Method Vol. 2 – French Horn	75
	2.	Konzertstück	Rubank Adv. Method Vol. 2 – French Horn	79-80
Level Nine	1.	Vocalise	Concert and Contests – French Horn	9
	2.	Romance	Concert and Contests – French Horn	12
Level Ten	1.	Two Outdoor Scenes	Concert and Contests – French Horn	10
	2.	Romance and Rondo (Rondo)	Concert and Contests – French Horn	16

By the Sea

SCHUBERT

Very slowly

3

1

2

3

Possenti Numi

MOZART

Adagio

4

p con espress.

4

6

1

On Wings of Song

MENDELSSOHN

Andante tranquillo

5 *p*

cresc. *dim.*

p *cresc.* *p* *poco rit.* *a tempo* **3**

p

cresc. *dim.* *p*

cresc. *p* *poco rit.* *a tempo* *p* *cresc.*

cresc.

f *dim.* *p* *p* *pp*

First system of a piano score. The right hand features a melodic line with slurs and accents, marked with *f* and *p*. The left hand plays a steady eighth-note accompaniment, marked with *p*. Vertical lines indicate fingerings for the left hand.

Second system of the piano score. The right hand continues the melodic line, marked with *f*. The left hand accompaniment is marked with *cresc.* and *f*. The system concludes with a double bar line.

Quite slowly

FRANZ

Third system of the piano score, starting at measure 22. The right hand has a melodic line with slurs, marked with *p*, *mf*, and *p*.

Fourth system of the piano score. The right hand continues the melodic line, marked with *f* and *mf*.

Fifth system of the piano score. The right hand continues the melodic line, marked with *p* and *pp*.

Sixth system of the piano score. The right hand continues the melodic line, marked with *pp*.

Seventh system of the piano score. The right hand continues the melodic line, marked with *p* and *f*.

Eighth system of the piano score. The right hand continues the melodic line, marked with *mf* and *f*. The system concludes with a double bar line.

Scherzo

French Horn (in F)

V. SHELUKOV
Transcribed by H. Voxman

Allegro molto

mf *poco a poco cresc.*

f *mf*

poco a poco cresc. *poco a poco* *f*

Meno mosso

p dolce *pp* *riten.*

a tempo *p* *f* *poco dim.* *p* *pp*

Tempo I

mf *poco a poco cresc.*

f *mf*

poco a poco cresc. *p*

cresc. *cresc.* *f*

Tempo di bolero

12

The musical score is written for piano and consists of five systems of staves. The first system starts with the tempo marking 'Tempo di bolero' and the number '12'. The dynamics and markings in the systems are as follows:

- System 1: *p leggiero*, *orosa.*, *p*
- System 2: *mf*, *p*, *p legato*
- System 3: *mf*, *orosa.*
- System 4: *ff*, *p*
- System 5: *orosa.*, *mf orosa*, *f orosa.*, *ff*

PO 313B – MAINTAIN A PRIMARY BRASS INSTRUMENT

1. **Performance.** Maintain a Primary Brass Instrument.
2. **Conditions**
 - a. Given:
 - (1) Primary instrument,
 - (2) Water key cork,
 - (3) Glue gun,
 - (4) Supervision, and
 - (5) Assistance as required.
 - b. Denied: N/A.
 - c. Environmental: A quiet room free from distractions.
3. **Standard.** The cadet will maintain a primary brass instrument by replacing a water key cork.
4. **Remarks.** This PO applies only to the instrument on which the cadet is trying to obtain a cadet musician level qualification.

PO 316 – DEMONSTRATE RHYTHM AND AURAL SKILLS

1. **Performance.** Demonstrate Rhythm and Aural Skills.
2. **Conditions**
 - a. Given:
 - (1) Level Three rhythm sheet, and
 - (2) Supervision.
 - b. Denied: Assistance.
 - c. Environmental: A quiet room with adequate lighting and free from distractions.
3. **Standard.** The cadet will demonstrate rhythm and aural skills, by:
 - a. singing, clapping, tapping or counting Level Three rhythms while maintaining a steady tempo;
 - b. identifying intervals played above a given note, to include:
 - (1) unison,
 - (2) perfect fourth,
 - (3) perfect fifth, and
 - (4) perfect octave; and
 - c. singing or playing back a five-note melody.
4. **Remarks**
 - a. The cadet will be given time to practice the Level Three Rhythm sheet before the assessment.
 - b. Level Three Rhythm Sheet is found in [Annex A, Appendix 4](#).
 - c. Cadets may use solfege syllables, “*lu*”, “*la*”, or note names to sing back the melody.
 - d. In Level Three, a melody uses only the first five notes of a major scale, begins on the tonic note and may contain one skip of a third. It must be within the vocal range of the cadet.

LEVEL THREE RHYTHM SHEET

1. $\# \frac{4}{4}$ 

2. $\# \frac{9}{8}$ 

3. $\# \frac{2}{4}$ 

4. $\# \frac{4}{4}$ 

5. $\# \text{C}$ 

6. $\# \frac{4}{4}$ 

7. $\# \frac{4}{4}$ 

8. $\# \frac{6}{8}$ 

9. $\# \frac{12}{8}$ 

10. $\# \frac{2}{4}$ 

11. $\# \frac{4}{4}$ 

12. $\#$ 

13. $\# \frac{6}{8}$ 

14. $\# \frac{3}{4}$ 

15. $\# \frac{9}{8}$ 

PO 318 – SIGHT-READ MUSIC

1. **Performance.** Sight-Read Music.
2. **Conditions**
 - a. Given:
 - (1) Primary instrument,
 - (2) Music stand,
 - (3) Level Three sight-reading music, and
 - (4) Supervision.
 - b. Denied: Assistance.
 - c. Environmental: A quiet room with adequate lighting and free from distractions.
3. **Standard.** The cadet will sight-read music observing:
 - a. rhythm,
 - b. a steady tempo,
 - c. pitch, and
 - d. musical flow.
4. **Remarks**
 - a. The music will be a maximum of 16 measures in length and a minimum of four measures.
 - b. The music will not exceed the technical requirements for Level Two.
 - c. A brief period of time will be given prior to playing for the cadet to examine the music.

SCALE REQUIREMENTS BY INSTRUMENT

FRENCH HORN

MPL BASIC	Major	F											
	Harmonic Minor	Nil.											
	Melodic Minor	Nil.											
	Chromatic	Nil.											
	Articulation	All slurred or all tongued.									M.M. ♩ = 60 in ♩		
MPL ONE	Major	C	F	B \flat									
	Harmonic Minor	A	D	G									
	Melodic Minor	Nil.											
	Chromatic	F chromatic											
	Articulation	All slurred and all tongued.									M.M. ♩ = 66 in ♩		
MPL TWO	Major	C	F	B \flat	E \flat	G							
	Harmonic Minor	A	D	G	C	E							
	Melodic Minor	Nil.											
	Chromatic	G chromatic											
	Articulation	All slurred and all tongued.									M.M. ♩ = 72 in ♩		
MPL THREE	Major	C	F*	B \flat	E \flat	A \flat	G	D					
	Harmonic Minor	A	D	G	C	F	E	B					
	Melodic Minor	A	D	G	C	B \flat	E	F#					
	Chromatic	A chromatic											
	Articulation	All slurred; all tongued; slur 2 tongue 2; tongue 2 slur 2.									M.M. ♩ = 60 in ♩		
MPL FOUR	Major	C	F*	B \flat	E \flat	A \flat	D \flat /C#	G*	D	A	E		
	Harmonic Minor	A	D	G*	C	F*	B \flat /A#	E	B	F#*	C#		
	Melodic Minor	A	D	G*	C	F*	B \flat /A#	E	B	F#*	C#		
	Chromatic	B chromatic											
	Articulation	All slurred; all tongued; slur 2 tongue 2; tongue 2 slur 2.									M.M. ♩ = 72 in ♩		
MPL FIVE	Major	C	F*	B \flat *	E \flat	A \flat *	D \flat /C#	G \flat /F#*	C \flat /B	G*	D	A*	E
	Harmonic Minor	A*	D	G*	C	F*	B \flat /A#*	E \flat /D#	A \flat /G#*	E	B	F#*	C#
	Melodic Minor	A*	D	G*	C	F*	B \flat /A#*	E \flat /D#	A \flat /G#*	E	B	F#*	C#
	Chromatic	C chromatic											
	Articulation	All slurred; all tongued; slur 2 tongue 2; tongue 2 slur 2.									M.M. ♩ = 80 in ♩		

Scales marked * are to be played two octaves.

Horn
Level Three

G Major



C Major



F Major



Bb Major



Eb Major



Ab Major



D Major



E Harmonic Minor



A Harmonic Minor



D Harmonic Minor



G Harmonic Minor



Horn Level Three

C Harmonic Minor



F Harmonic Minor



B Harmonic Minor



E Melodic Minor



A Melodic Minor



D Melodic Minor



G Melodic Minor



C Melodic Minor



F Melodic Minor



B Melodic Minor






A Chromatic














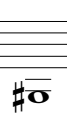



















Advantage






















Fingerings



Open 
 Pressed 
 Alternate Fingering 

	F	F#	G \flat
			
F			
B \flat			
			

G	G#	A \flat	A	A#	B \flat	B
						
F 						
B \flat 						

C	C#	D \flat	D	D#	E \flat	E
						
F 						
B \flat 						

The following products are recommended for the care of your instrument:

Brass Mouthpiece Brush · Flexible Cleaning Rod · Lever Oil · Polishing Cloth · Rotor Oil · Rotor Spindle Oil · Slide Grease · Tone Hole Cleaner

F	F# Gb	G	G# Ab	A
F Bb				
A# Bb	B	C	C# Db	D
F Bb				
D# Eb	E	F	F# Gb	G
F Bb				