

Name: _____

Unit: _____

Cadet Music Proficiency Level Three

Bassoon

BASSOON PROFICIENCY LEVEL MUSIC

	List	Title	Book	Page
Level One	A	1. Western Portrait	Best in Class – Bassoon	19
		2. Austrian Melody	Best in Class – Bassoon	24
		3. The Minstrel Boy	Best in Class – Bassoon	28
		4. Ode to Joy	Best in Class – Bassoon	10
		5. God Save the Queen (America)	Best in Class – Bassoon	18
		6. Scarborough Fair	Best in Class – Bassoon	29
Level Two	A	1. First Waltz	Rubank Elementary Method – Bassoon	6
		2. Blue Bell of Scotland (Top Part)	Rubank Elementary Method – Bassoon	25
		3. Lullaby (Top Part)	Rubank Elementary Method – Bassoon	46
	B	1. Gavotte (Top Part)	Rubank Elementary Method – Bassoon	47
		2. Theme From Symphony No. 8 (Allegro)	Rubank Elementary Method – Bassoon	47
		3. Theme From Symphony No. 8 (Menuetto)	Rubank Elementary Method – Bassoon	48
Level Three	A	1. Duet in Bb Major (Top Part)	Rubank Intermediate Method – Bassoon	24
		2. B Minor Etude	Rubank Intermediate Method – Bassoon	23
		3. C Minor Etude	Rubank Intermediate Method – Bassoon	31
	B	1. Duet in C Major (Top Part)	Rubank Intermediate Method – Bassoon	17
		2. Midsummer Night's Dream	Rubank Intermediate Method – Bassoon	35
		3. Marcia	Rubank Intermediate Method – Bassoon	36
Level Four	A	1. Andante #18	Rubank Advanced Method Vol. 1 – Bassoon	32
		2. Romanze	Rubank Advanced Method Vol. 1 – Bassoon	72
		3. Lento #28	Rubank Advanced Method Vol. 1 – Bassoon	40
	B	1. Allegro #16	Rubank Advanced Method Vol. 1 – Bassoon	47
		2. Moderato #2	Rubank Advanced Method Vol. 1 – Bassoon	41
		3. German Dance	Rubank Advanced Method Vol. 1 – Bassoon	69
Level Five	A	1. Allegro	16 Studi Giornalieri di Perfezionamento	6–7
		2. Allegro	16 Studi Giornalieri di Perfezionamento	4–5
	B	1. Allegro	16 Studi Giornalieri di Perfezionamento	10–11
		2. Allegro Moderato	16 Studi Giornalieri di Perfezionamento	14–15
	A	1. Moderato	16 Studi Giornalieri di Perfezionamento	26–27
		2. Allegro Moderato – Ma Brillante	16 Studi Giornalieri di Perfezionamento	24–25
Level Six	B	1. Allegro Moderato	16 Studi Giornalieri di Perfezionamento	30–31
		2. Moderato	16 Studi Giornalieri di Perfezionamento	28–29

Andante

18

p

cresc.

f

p

cresc.

f

p

cresc.

cresc.

Romanze

Bassoon Solo

Bassoon

E. WEISSENBORN, Op. 227

Edited by H. Voxman

Andante

6 

p con espressione

Più mosso

poco a poco ritard.

Tempo I

dim. pp p

Cadenza

a tempo

p pp perdendosi










This composition also published in sheet music form - Bassoon and Piano.

Copyright Renewed

Copyright MCMXLII by Rubank, Inc., Chicago, Ill.
International Copyright Secured

889-68

874-1

p

cresc.

JANCOURT

Lento

28 *p*

f

p

tr

rf

1 2

pp

f

Più lento

Allegro

16

f sf sf p f sf

sf p f

p

f

1 2

sf sf sf

Allegro

17

p f p

f p




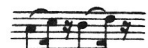
f p f p

f fz

p f sf sf

Studies in Articulation

In all exercises where no tempo is indicated, the student should play the study as rapidly as is consistent with tonal control and technical accuracy. The first practice on each exercise should be done very slowly in order that the articulation may be carefully observed.

In allegro tempi figures similar to  should be performed , etc. The figure  should be performed , etc.

The material for this section is taken from the works of Weissenborn, Jancourt, Ozi, etc.

Moderato

1



Moderato

2



SOLOS

69

O Isis and Osiris from the Magic Flute

Adagio
Piano

MOZART

1

SOLO

Piano

f

p

f

Piano

German Dance

Allegretto

DITTERSDORF

2

p con grazia

mf

p

mf

pp

pp

mf

p

mf

mf

p

pp

rit.

PO 313W – MAINTAIN A PRIMARY WOODWIND INSTRUMENT

1. **Performance.** Maintain a Primary Woodwind Instrument.
2. **Conditions**
 - a. Given:
 - (1) Primary instrument,
 - (2) Crochet hook (or similar tool),
 - (3) Supervision, and
 - (4) Assistance as required.
 - b. Denied: N/A.
 - c. Environmental: A quiet room free from distractions.
3. **Standard.** The cadet will maintain a primary woodwind instrument by resetting a popped spring.
4. **Remarks**
 - a. This PO does not involve replacing a spring.
 - b. This PO applies only to the instrument on which the cadet is trying to obtain a cadet musician level qualification.

PO 316 – DEMONSTRATE RHYTHM AND AURAL SKILLS

1. **Performance.** Demonstrate Rhythm and Aural Skills.
2. **Conditions**
 - a. Given:
 - (1) Level Three rhythm sheet, and
 - (2) Supervision.
 - b. Denied: Assistance.
 - c. Environmental: A quiet room with adequate lighting and free from distractions.
3. **Standard.** The cadet will demonstrate rhythm and aural skills, by:
 - a. singing, clapping, tapping or counting Level Three rhythms while maintaining a steady tempo;
 - b. identifying intervals played above a given note, to include:
 - (1) unison,
 - (2) perfect fourth,
 - (3) perfect fifth, and
 - (4) perfect octave; and
 - c. singing or playing back a five-note melody.
4. **Remarks**
 - a. The cadet will be given time to practice the Level Three Rhythm sheet before the assessment.
 - b. Level Three Rhythm Sheet is found in [Annex A, Appendix 4](#).
 - c. Cadets may use solfege syllables, “*lu*”, “*la*”, or note names to sing back the melody.
 - d. In Level Three, a melody uses only the first five notes of a major scale, begins on the tonic note and may contain one skip of a third. It must be within the vocal range of the cadet.

LEVEL THREE RHYTHM SHEET

1. $\sharp 4/4$

2. $\sharp 9/8$

3. $\sharp 2/4$

4. $\sharp 4/4$

5. $\sharp \text{C}$

6. $\sharp 4/4$

7. $\sharp 4/4$

8. $\sharp 6/8$

9. $\sharp 12/8$

10. $\sharp 2/4$

11. $\sharp 4/4$

12. \sharp

13. $\sharp 6/8$

14. $\sharp 3/4$

15. $\sharp 8$

PO 318 – SIGHT-READ MUSIC

1. **Performance.** Sight-Read Music.
2. **Conditions**
 - a. Given:
 - (1) Primary instrument,
 - (2) Music stand,
 - (3) Level Three sight-reading music, and
 - (4) Supervision.
 - b. Denied: Assistance.
 - c. Environmental: A quiet room with adequate lighting and free from distractions.
3. **Standard.** The cadet will sight-read music observing:
 - a. rhythm,
 - b. a steady tempo,
 - c. pitch, and
 - d. musical flow.
4. **Remarks**
 - a. The music will be a maximum of 16 measures in length and a minimum of four measures.
 - b. The music will not exceed the technical requirements for Level Two.
 - c. A brief period of time will be given prior to playing for the cadet to examine the music.

SCALE REQUIREMENTS BY INSTRUMENT**BASSOON**

MPL BASIC	Major	F											
	Harmonic Minor	Nil.											
	Melodic Minor	Nil.											
	Chromatic	Nil.											
	Articulation	All slurred or all tongued.								M.M. ♩ = 60 in ♩			
MPL ONE	Major	F	B♭	E♭									
	Harmonic Minor	D	G	C									
	Melodic Minor	Nil.											
	Chromatic	B♭ chromatic											
	Articulation	All slurred and all tongued.								M.M. ♩ = 66 in ♩			
MPL TWO	Major	C	F	B♭	E♭	A♭							
	Harmonic Minor	A	D	G	C	F							
	Melodic Minor	Nil.											
	Chromatic	C chromatic											
	Articulation	All slurred and all tongued.								M.M. ♩ = 72 in ♩			
MPL THREE	Major	C*	F*	B♭*	E♭*	A♭*	D♭/C#*	G*					
	Harmonic Minor	A*	D*	G*	C*	F*	B♭/A#*	E*					
	Melodic Minor	A*	D*	G*	C*	F*	B♭/A#*	E*					
	Chromatic	D chromatic*											
	Articulation	All slurred; all tongued; slur 2 tongue 2; tongue 2 slur 2.								M.M. ♩ = 60 in ♩			
MPL FOUR	Major	C*	F*	B♭*	E♭*	A♭*	D♭/C#*	G♭/F#*	G*	D*	A*		
	Harmonic Minor	A*	D*	G*	C*	F*	B♭/A#*	E♭/D#*	E*	B*	F#*		
	Melodic Minor	A*	D*	G*	C*	F*	B♭/A#*	E♭/D#*	E*	B*	F#*		
	Chromatic	E chromatic*											
	Articulation	All slurred; all tongued; slur 2 tongue 2; tongue 2 slur 2.								M.M. ♩ = 72 in ♩			
MPL FIVE	Major	C*	F*	B♭*	E♭*	A♭*	D♭/C#*	G♭/F#*	C♭/B*	G*	D*	A*	E*
	Harmonic Minor	A*	D*	G*	C*	F*	B♭/A#*	E♭/D#*	A♭/G#*	E*	B*	F#*	C#*
	Melodic Minor	A*	D*	G*	C*	F*	B♭/A#*	E♭/D#*	A♭/G#*	E*	B*	F#*	C#*
	Chromatic	F chromatic*											
	Articulation	All slurred; all tongued; slur 2 tongue 2; tongue 2 slur 2.								M.M. ♩ = 80 in ♩			

Scales marked * are to be played two octaves.

Bassoon
Level Three

♩ = 60

C Major



Bassoon
Level Three

A Harmonic Minor



D Harmonic Minor



G Harmonic Minor



C Harmonic Minor



F Harmonic Minor



Bb Harmonic Minor



A# Harmonic Minor



E Harmonic Minor



Bassoon
Level Three

A Melodic Minor



D Melodic Minor



G Melodic Minor



C Melodic Minor




F Melodic Minor



Bb Melodic Minor



A# Melodic Minor



E Melodic Minor



D Chromatic

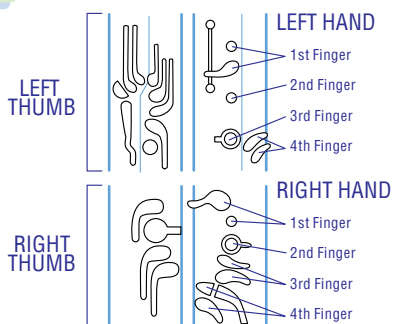



Student Page 46 Bassoon

Advantage

Fingerings

Open ○
Pressed ●
Half-Hole ◐
Alternate Fingerings ■

A# Bb		B	C	C# Db	D

D# Eb		E	F	F# Gb	

G	G# Ab	A	A# Bb	B	C

The following products are recommended for complete care of your instrument:

Cleaning gauze · Swab · Pad cleaning paper · Polishing cloth · Tone hole cleaner

The following table summarizes the fingerings for each note shown in the image:

Note	Left Hand Fingering	Right Hand Fingering
C#	1, 2, 3, 4, 5	1, 2, 3, 4, 5
D	1, 2, 3, 4, 5	1, 2, 3, 4, 5
D#	1, 2, 3, 4, 5	1, 2, 3, 4, 5
E	1, 2, 3, 4, 5	1, 2, 3, 4, 5
F	1, 2, 3, 4, 5	1, 2, 3, 4, 5
F#	1, 2, 3, 4, 5	1, 2, 3, 4, 5
G	1, 2, 3, 4, 5	1, 2, 3, 4, 5
G#	1, 2, 3, 4, 5	1, 2, 3, 4, 5
A	1, 2, 3, 4, 5	1, 2, 3, 4, 5
A#	1, 2, 3, 4, 5	1, 2, 3, 4, 5
B	1, 2, 3, 4, 5	1, 2, 3, 4, 5
B#	1, 2, 3, 4, 5	1, 2, 3, 4, 5
C	1, 2, 3, 4, 5	1, 2, 3, 4, 5
C#	1, 2, 3, 4, 5	1, 2, 3, 4, 5
D	1, 2, 3, 4, 5	1, 2, 3, 4, 5
D#	1, 2, 3, 4, 5	1, 2, 3, 4, 5
E	1, 2, 3, 4, 5	1, 2, 3, 4, 5
F	1, 2, 3, 4, 5	1, 2, 3, 4, 5

