

Name: _____

Unit: _____

Cadet Music Proficiency Level Two

Flute

FLUTE PROFICIENCY LEVEL MUSIC

	List	Title	Book	Page
Level One	1.	Western Portrait	Best in Class – Flute	19
	2.	Austrian Melody	Best in Class – Flute	24
	3.	The Minstrel Boy	Best in Class – Flute	28
	4.	Ode to Joy	Best in Class – Flute	10
	5.	God Save the Queen (America)	Best in Class – Flute	18
	6.	Scarborough Fair	Best in Class – Flute	29
Level Two	1.	America the Beautiful	Rubank Elementary Method – Flute	45
	2.	Old Folks at Home	Rubank Elementary Method – Flute	46
	3.	Believe Me if All Those Endearing Young Charms	Rubank Elementary Method – Flute	43
Level Three	1.	Gavotte	Rubank Elementary Method – Flute	45
	2.	Come Back to Erin	Rubank Elementary Method – Flute	46
	3.	Welsh Folk Song	Rubank Elementary Method – Flute	48
Level Four	1.	Summer Evening	Rubank Intermediate Method – Flute	9
	2.	Laendler	Rubank Intermediate Method – Flute	37
	3.	Then You'll Remember Me	Rubank Intermediate Method – Flute	34
Level Five	1.	Duet Brillante	Rubank Intermediate Method – Flute	48
	2.	Sharpshooters March	Rubank Intermediate Method – Flute	24
	3.	Gavotte	Rubank Intermediate Method – Flute	68
Level Six	1.	The Swan	Rubank Advanced Method Vol. 1 – Flute	67
	2.	Saeterjentens Sondag	Rubank Advanced Method Vol. 1 – Flute	69
	3.	Romance	Rubank Advanced Method Vol. 1 – Flute	71
Level Seven	1.	Govotte	Rubank Advanced Method Vol. 1 – Flute	46
	2.	Menuet	Rubank Advanced Method Vol. 1 – Flute	70
	3.	Serenade	Rubank Advanced Method Vol. 1 – Flute	72
Level Eight	1.	By the Brook	Rubank Advanced Method Vol. 2 – Flute	78
	2.	Rustic Dance	Rubank Advanced Method Vol. 2 – Flute	32
	1.	Siciliano	Rubank Advanced Method Vol. 2 – Flute	80
Level Nine	2.	Largo	Rubank Advanced Method Vol. 2 – Flute	76
	1.	Andalouse	Concert and Contests – Flute	10
	2.	Menuet and Spirit Dance (Except Trio)	Concert and Contests – Flute	16
Level Ten	1.	Polonase and Badinerie	Concert and Contests – Flute	18
	2.	Scherzino	Concert and Contests – Flute	6

SUMMER EVENING

Reverie

J. E. S.

Andante

The musical score is written for piano in G major and 3/4 time. It consists of six systems of two staves each. The tempo is marked 'Andante'. The dynamics are marked as *mf* (mezzo-forte) and *f* (forte). The piece concludes with a *rit.* (ritardando) marking. The notation includes various melodic lines with slurs and ties, and a bass line with chords and moving lines. The key signature has one sharp (F#), and the time signature is 3/4. The score is arranged in a standard piano format with two staves per system.

LAENDLER

KMOCH

Waltz tempo

The musical score for 'LAENDLER' is presented in five systems, each with two staves. The first system begins with a *ff* dynamic in both staves, which then transitions to *mf* in the second system. The third system features a *f* dynamic. The fourth system shows a *mp* dynamic in the left hand and *f* in the right hand. The fifth system continues with *mp* in the left hand and *f* in the right hand. The notation includes various rhythmic patterns such as eighth and sixteenth notes, often beamed together, and rests. The piece concludes with a double bar line in the final measure of the fifth system.

THEN YOU'LL REMEMBER ME

Andante
mp

The musical score is written for piano in 3/4 time, featuring a key signature of three sharps (F#, C#, G#). It consists of three systems of two staves each. The first system begins with the tempo marking 'Andante' and the dynamic marking 'mp'. The melody in the upper staff is characterized by flowing eighth-note lines and occasional sixteenth-note passages. The lower staff provides a harmonic accompaniment with a steady eighth-note bass line. The second system includes a triplet of eighth notes in the upper staff, marked with a '3' and an 'x' above it. The third system concludes with a final cadence in the upper staff, marked with a '2' above it, and a final chord in the lower staff.

DUET BRILLIANT

Allegro

J. E. S.

The musical score is presented in two systems, each with two staves. The top staff of each system is in treble clef, and the bottom staff is in bass clef. The time signature is common time (C). The music is marked with a forte dynamic (*f*) at the beginning of the first system. The score features a variety of rhythmic patterns, including sixteenth-note runs, eighth-note patterns, and quarter-note accompaniment. Phrasing is indicated by slurs and ties. A repeat sign with first and second endings is visible in the second system. The piece concludes with a fermata on the final note of the bottom staff in the second system.

SHARPSHOOTERS' MARCH

METALO

Allegro

The musical score is arranged in three systems, each with three staves. The key signature is three flats (B-flat, E-flat, A-flat) and the time signature is 2/4. The first system includes the tempo marking 'Allegro' and the dynamic marking 'p-f' (piano to forte) on each staff. The music features a variety of note values, including quarter, eighth, and sixteenth notes, often beamed together. Slurs are used to group notes across measures. The second system continues the melodic and harmonic development, with some notes marked with accents (>). The third system concludes with a first ending (marked '1') and a second ending (marked '2'), both leading to a final cadence. The notation includes various articulation marks such as slurs, accents, and dynamic markings.

Gavotte

from "Paris and Helen"

GLUCK

Allegro (♩ = 68)

p grazioso

mf *mf*

pp *p*

f *p dolce*

1 || 2 *mp* *cresc.*

1 || 2 *f* *poco rit. last time* *p grazioso*

mf *mf* *pp*

p *f* *poco rit.*

PO 213W – MAINTAIN A PRIMARY WOODWIND INSTRUMENT

1. **Performance.** Maintain a Primary Woodwind Instrument.
2. **Conditions**
 - a. Given:
 - (1) Primary instrument,
 - (2) Pad papers,
 - (3) Supervision, and
 - (4) Assistance as required.
 - b. Denied: N/A.
 - c. Environmental: A quiet room free from distractions.
3. **Standard.** The cadet will maintain a primary woodwind instrument by removing residue from a pad.
4. **Remarks.** This PO applies only to the instrument on which the cadet is trying to obtain a cadet musician level qualification.

PO 216 – DEMONSTRATE RHYTHM AND AURAL SKILLS

1. **Performance.** Demonstrate Rhythm and Aural Skills.
2. **Conditions**
 - a. Given:
 - (1) Level Two rhythm sheet, and
 - (2) Supervision.
 - b. Denied: Assistance.
 - c. Environmental: A quiet room with adequate lighting and free from distractions.
3. **Standard.** The cadet will demonstrate rhythm skills, by:
 - a. singing, clapping, tapping or counting Level Two rhythms while maintaining a steady tempo; and
 - b. singing or playing back a five-note melody.
4. **Remarks**
 - a. The cadet will be given time to practice the Level Two rhythm sheet before the assessment.
 - b. Level Two Rhythm Sheet is found in [Annex A, Appendix 3](#).
 - c. Cadets may use solfege syllables, “*lu*”, “*la*”, or note names to sing back the melody.
 - d. In Level Two, a melody uses only the first five notes of a major scale, begins on the tonic note and contains only step-wise motion. It must be within the vocal range of the cadet.

LEVEL TWO RHYTHM SHEET

1. $\sharp \frac{2}{4}$
2. $\sharp \frac{6}{8}$
3. $\sharp \frac{4}{4}$
4. $\sharp \frac{4}{4}$
5. $\sharp \text{C}$
6. $\sharp \frac{6}{8}$
7. $\sharp \frac{3}{4}$
8. $\sharp \frac{4}{4}$
9. $\sharp \frac{2}{4}$
10. $\sharp \frac{4}{4}$
11. $\sharp \frac{6}{8}$
12. $\sharp \frac{3}{2}$
13. $\sharp \text{C}$
14. $\sharp \frac{6}{8}$
15. $\sharp \frac{3}{4}$

PO 218 – SIGHT-READ MUSIC

1. **Performance.** Sight-Read Music.
2. **Conditions**
 - a. Given:
 - (1) Primary instrument,
 - (2) Music stand,
 - (3) Level Two sight-reading music, and
 - (4) Supervision.
 - b. Denied: Assistance.
 - c. Environmental: A quiet room with adequate lighting and free from distractions.
3. **Standard.** The cadet will sight-read music observing:
 - a. rhythm,
 - b. a steady tempo,
 - c. pitch, and
 - d. musical flow.
4. **Remarks**
 - a. The music will be a maximum of 16 measures in length and a minimum of four measures.
 - b. The music will not exceed the technical requirements for Level One.
 - c. A brief period of time will be given prior to playing for the cadet to examine the music.

SCALE REQUIREMENTS BY INSTRUMENT

FLUTE


MPL BASIC	Major	B \flat											
	Harmonic Minor	Nil.											
	Melodic Minor	Nil.											
	Chromatic	Nil.											
	Articulation	All slurred or all tongued.									M.M. ♩ = 60 in ♩		
MPL ONE	Major	F	B \flat	E \flat									
	Harmonic Minor	D	G	C									
	Melodic Minor	Nil.											
	Chromatic	B \flat chromatic											
	Articulation	All slurred and all tongued.									M.M. ♩ = 66 in ♩		
MPL TWO	Major	C	F	B \flat	E \flat	A \flat							
	Harmonic Minor	A	D	G	C	F							
	Melodic Minor	Nil.											
	Chromatic	C chromatic											
	Articulation	All slurred and all tongued.									M.M. ♩ = 72 in ♩		
MPL THREE	Major	C*	F*	B \flat	E \flat *	A \flat	D \flat /C#*	G					
	Harmonic Minor	A	D*	G	C*	F*	B \flat /A#	E*					
	Melodic Minor	A	D*	G	C*	F*	B \flat /A#	E*					
	Chromatic	D chromatic*											
	Articulation	All slurred; all tongued; slur 2 tongue 2; tongue 2 slur 2.									M.M. ♩ = 60 in ♩		
MPL FOUR	Major	C*	F*	B \flat	E \flat *	A \flat	D \flat /C#*	G \flat /F#	G	D*	A		
	Harmonic Minor	A	D*	G	C*	F*	B \flat /A#	E \flat /D#*	E*	B	F#		
	Melodic Minor	A	D*	G	C*	F*	B \flat /A#	E \flat /D#*	E*	B	F#		
	Chromatic	E chromatic*											
	Articulation	All slurred; all tongued; slur 2 tongue 2; tongue 2 slur 2.									M.M. ♩ = 72 in ♩		
MPL FIVE	Major	C*	F*	B \flat	E \flat *	A \flat *	D \flat /C#*	G \flat /F#*	C \flat /B	G*	D*	A*	E*
	Harmonic Minor	A*	D*	G*	C*	F*	B \flat /A#	E \flat /D#*	A \flat /G#*	E*	B	F#*	C#*
	Melodic Minor	A*	D*	G*	C*	F*	B \flat /A#	E \flat /D#*	A \flat /G#*	E*	B	F#*	C#*
	Chromatic	F chromatic*											
	Articulation	All slurred; all tongued; slur 2 tongue 2; tongue 2 slur 2.									M.M. ♩ = 80 in ♩		

Scales marked * are to be played two octaves.

Flute
Level Two

♩ = 72

C Major




F Major




Bb Major



Eb Major



Ab Major



A Harmonic Minor



D Harmonic Minor



G Harmonic Minor



C Harmonic Minor



F Harmonic Minor



C Chromatic



Advantage

Fingerings



Open ○
 Pressed ●
 Alternate Fingerings

C C# D^b D

D# E^b E F F# G^b

G G# A^b A A# B^b

The following products are recommended for complete care of your instrument:
 Cleaning Gauze · Cork Grease · Flute Cleaning Rod · Key Oil · Linen Swab · Pad Cleaning Paper · Polishing Cloth · Tone Hole Cleaner

Student Page 47 Flute



<p>B</p>	<p>C</p>	<p>C# D^b</p>	<p>D</p>
<p>D# E^b</p>	<p>D</p>	<p>D# E^b</p>	<p>E</p>
<p>F</p>	<p>F# G^b</p>	<p>G</p>	

