

Name: \_\_\_\_\_

Unit: \_\_\_\_\_

# **Cadet Music Proficiency Level Two**

## **Horn**

**FRENCH HORN PROFICIENCY LEVEL MUSIC**

	List	Title	Book	Page
Level One Basic	1.	Western Portrait	Best in Class – French Horn	19
	2.	Austrian Melody	Best in Class – French Horn	24
	3.	The Minstrel Boy	Best in Class – French Horn	28
	4.	Ode to Joy	Best in Class – French Horn	10
	5.	God Save the Queen (America)	Best in Class – French Horn	18
	6.	Scarborough Fair	Best in Class – French Horn	29
Level One	1.	Long, Long Ago	Rubank Elementary Method – French Horn	20
	2.	Love Old Sweet Song	Rubank Elementary Method – French Horn	26
	3.	Drink to Me Only With Thine Eyes	Rubank Elementary Method – French Horn	43
Level Two	1.	Waltz	Rubank Elementary Method – French Horn	23
	2.	Midsummer Night's Dream	Rubank Elementary Method – French Horn	42
	3.	Lucia di Lammermoor	Rubank Elementary Method – French Horn	44
Level Two	1.	Etude Expressivo No. 3	Rubank Intermediate Method – French Horn	8
	2.	Staccato Etude No. 4	Rubank Intermediate Method – French Horn	26
	3.	Serenade	Rubank Intermediate Method – French Horn	10
Level Three	1.	C Minor Etude No. 3	Rubank Intermediate Method – French Horn	25
	2.	Dance No. 2	Rubank Intermediate Method – French Horn	27
	3.	Mala Polka	Rubank Intermediate Method – French Horn	13
Level Three	1.	By the Sea	Rubank Adv. Method Vol. 1 – French Horn	70
	2.	On the Wings of a Song	Rubank Adv. Method Vol. 1 – French Horn	71
	3.	Etude No. 22	Rubank Adv. Method Vol. 1 – French Horn	37
Level Four	1.	Scherzo	Concert and Contests – French Horn	5
	2.	Etude No. 12	Rubank Adv. Method Vol. 1 – French Horn	29
	3.	Hunter's Chorus	Rubank Adv. Method Vol. 1 – French Horn	32
Level Four	1.	Etude No. 2	Rubank Adv. Method Vol. 2 – French Horn	21
	2.	Etude No. 9	Rubank Adv. Method Vol. 2 – French Horn	26
Level Five	1.	Chanson des Chasseurs	Rubank Adv. Method Vol. 2 – French Horn	75
	2.	Konzertstück	Rubank Adv. Method Vol. 2 – French Horn	79-80
Level Five	1.	Vocalise	Concert and Contests – French Horn	9
	2.	Romance	Concert and Contests – French Horn	12
Level Five	1.	Two Outdoor Scenes	Concert and Contests – French Horn	10
	2.	Romance and Rondo (Rondo)	Concert and Contests – French Horn	16

The expression marks as indicated in all music are actually a part of that music and should be rigidly adhered to. Correct reading of notes is only one phase of musical performance; expression marks are a means of making music out of a mass of notes.

### LEGATO ETUDES

Andante

1

*mf* *f* *mf* *f* *mf* *ff* *f* *ff*

*p* *mf* *mp* *f* *mf* *f* *ff*

### ETUDE EXPRESSIVO

Moderato

3

*p* *mf* *mp* *f* *mf* *f* *mf*

*mp* *p* *p* *mf* *mp* *mf* *p*

*f* *f* *p* *p* *mf* *p*

*mp* *f* *mp* *f* *f* *mf*

*p* *mf* *mp* *f* *mf* *f*

*f* *mf* *mp* *p* *f* *p*

# A Major Studies

## A MAJOR CHORD

1



## A MAJOR SCALE

2



## LEGATO ETUDE

Moderato

3



## STACCATO ETUDE

Allegro

4





## HEAVENLY HOSTS ARE SINGING

Andante

5

Traditional



# Serenade

Andante

J. E. S.

The musical score is written for two staves in 3/4 time with a key signature of one flat. It consists of six systems of two staves each. The tempo is marked 'Andante'. The score includes various dynamic markings: *mf* (mezzo-forte), *f* (forte), and *p* (piano). There are also articulation marks such as accents and slurs. Section markers are present: a circled 'A' above the first staff of the third system, a circled 'B' above the first staff of the fourth system, and a circled 'C' above the first staff of the fifth system. The piece concludes with a double bar line and repeat dots at the end of the sixth system.

# C Minor Studies

## E♭ MAJOR SCALE

1



Musical notation for the E♭ Major Scale, consisting of a single staff with a treble clef and a key signature of two flats (B♭ and E♭). The scale is written in a single line, starting on C4 and ending on C5.

## C MINOR SCALE (*Harmonic*)

(*Melodic*)

2



Musical notation for the C Minor Scale, consisting of two staves. The top staff is labeled '(Harmonic)' and the bottom staff is labeled '(Melodic)'. Both are written in a single line, starting on C4 and ending on C5.

## C MINOR ETUDE

*Andante*

3



Musical notation for the C Minor Etude, consisting of four staves. The first staff is marked *mf*. The second staff has a *f* dynamic. The third staff has a *f* dynamic. The fourth staff has a *rit.* marking. The piece is in C minor and 2/4 time.

## DUET IN C MINOR

J. E. S.

*Moderato*

4



Musical notation for the Duet in C Minor, consisting of six staves. The first two staves are marked *mf*. The third staff has a *f* dynamic. The fourth staff has a *mf* dynamic. The fifth and sixth staves have a *cresc.* marking. The piece is in C minor and 2/4 time.

# Technical Studies

## DANCE No.1

1

*mf*

*Fine*

*D.C.*

## DANCE No.2

Moderato

2

## DUET IN A

Moderato

3

## LIP SLURS

4

1 2 1 2

# Technical Staccato Etudes

**Allegro** **POLKA**  
*mp* *simile*  
1  
Also transpose as E $\flat$  part.

**Allegro** **COUNTRY DANCE** **J.E.S.**  
*m* *simile*  
2

**Allegro** **MALA POLKA**  
1st  
2nd  
3rd  
*sempre staccato*  
*sempre staccato*  
D.C.  
D.C.



**PO 213B – MAINTAIN A PRIMARY BRASS INSTRUMENT**

1. **Performance.** Maintain a Primary Brass Instrument.
2. **Conditions**
  - a. Given:
    - (1) Primary instrument,
    - (2) Mouthpiece puller,
    - (3) Supervision, and
    - (4) Assistance as required.
  - b. Denied: N/A.
  - c. Environmental: A quiet room free from distractions.
3. **Standard.** The cadet will maintain a primary brass instrument by removing a stuck mouthpiece using a mouthpiece puller.
4. **Remarks.** This PO applies only to the instrument on which the cadet is trying to obtain a cadet musician level qualification.

**PO 216 – DEMONSTRATE RHYTHM AND AURAL SKILLS**

1. **Performance.** Demonstrate Rhythm and Aural Skills.
2. **Conditions**
  - a. Given:
    - (1) Level Two rhythm sheet, and
    - (2) Supervision.
  - b. Denied: Assistance.
  - c. Environmental: A quiet room with adequate lighting and free from distractions.
3. **Standard.** The cadet will demonstrate rhythm skills, by:
  - a. singing, clapping, tapping or counting Level Two rhythms while maintaining a steady tempo; and
  - b. singing or playing back a five-note melody.
4. **Remarks**
  - a. The cadet will be given time to practice the Level Two rhythm sheet before the assessment.
  - b. Level Two Rhythm Sheet is found in [Annex A, Appendix 3](#).
  - c. Cadets may use solfege syllables, “*lu*”, “*la*”, or note names to sing back the melody.
  - d. In Level Two, a melody uses only the first five notes of a major scale, begins on the tonic note and contains only step-wise motion. It must be within the vocal range of the cadet.

### LEVEL TWO RHYTHM SHEET

1.  $\# \frac{2}{4}$   $\dot{r}$  —  $\downarrow$  |  $\downarrow$   $r$  —  $\downarrow$  |  $\downarrow$   $r$  —  $\downarrow$  |  $\downarrow$   $r$  —  $\downarrow$  |  $\downarrow$   $r$  —  $\downarrow$  |  $\downarrow$   $r$  —  $\downarrow$  |  $\downarrow$   $r$  —  $\downarrow$  |  $\downarrow$   $r$  —  $\downarrow$  ||

2.  $\# \frac{6}{8}$   $\downarrow$   $\downarrow$   $\downarrow$   $\dot{r}$  — |  $\downarrow$   $\downarrow$   $\downarrow$   $\downarrow$   $\downarrow$   $\downarrow$   $\dot{r}$  — |  $\downarrow$   $\dot{r}$  — |  $\downarrow$   $\dot{r}$  — ||

3.  $\# \frac{4}{4}$   $\dot{r}$   $\downarrow$   $\downarrow$   $\downarrow$   $\downarrow$   $\dot{r}$  — |  $\downarrow$   $\downarrow$   $\downarrow$   $\downarrow$   $\downarrow$   $\downarrow$   $\downarrow$   $\dot{r}$  — |  $\downarrow$   $\dot{r}$  — |  $\downarrow$   $\downarrow$   $\downarrow$   $\downarrow$   $\downarrow$   $\downarrow$   $\dot{r}$  — |  $\downarrow$   $\dot{r}$  — ||

4.  $\# \frac{4}{4}$   $\dot{r}$  —  $\downarrow$  |  $\downarrow$   $\downarrow$   $\downarrow$   $\downarrow$   $\downarrow$   $\downarrow$   $\dot{r}$  — |  $\downarrow$   $\downarrow$   $\downarrow$   $\downarrow$   $\downarrow$   $\downarrow$   $\downarrow$   $\dot{r}$  — |  $\downarrow$   $\dot{r}$  —  $\downarrow$   $\dot{r}$  — ||

5.  $\# \text{C}$   $\dot{r}$  —  $\downarrow$  |  $\downarrow$   $\downarrow$   $\downarrow$   $\downarrow$   $\downarrow$   $\downarrow$   $\dot{r}$  — |  $\dot{r}$  —  $\downarrow$  — |  $\dot{r}$  — ||

6.  $\# \frac{6}{8}$   $\dot{r}$  —  $\downarrow$   $\downarrow$   $\downarrow$   $\downarrow$  |  $\downarrow$   $\dot{r}$  — |  $\downarrow$   $\downarrow$   $\downarrow$   $\downarrow$   $\downarrow$   $\downarrow$   $\dot{r}$  — |  $\downarrow$   $\downarrow$   $\downarrow$   $\downarrow$   $\downarrow$   $\downarrow$   $\dot{r}$  — ||

7.  $\# \frac{3}{4}$   $\dot{r}$   $\downarrow$   $\downarrow$   $\dot{r}$   $\downarrow$  |  $\downarrow$   $\downarrow$   $\downarrow$   $\downarrow$   $\downarrow$   $\downarrow$   $\downarrow$   $\dot{r}$  — |  $\downarrow$   $\dot{r}$  — |  $\downarrow$   $\dot{r}$  — |  $\downarrow$   $\dot{r}$  — ||

8.  $\# \frac{4}{4}$   $\dot{r}$  —  $\downarrow$  |  $\downarrow$   $\dot{r}$  — |  $\downarrow$   $\downarrow$   $\downarrow$   $\downarrow$   $\downarrow$   $\downarrow$   $\downarrow$   $\downarrow$   $\downarrow$   $\downarrow$   $\downarrow$   $\downarrow$   $\downarrow$   $\downarrow$   $\downarrow$  |  $\downarrow$   $\dot{r}$  — |  $\downarrow$   $\downarrow$   $\downarrow$   $\downarrow$   $\downarrow$   $\downarrow$   $\downarrow$   $\downarrow$   $\dot{r}$  — ||

9.  $\# \frac{2}{4}$   $\downarrow$   $\downarrow$   $\downarrow$   $\downarrow$   $\downarrow$   $\downarrow$   $\downarrow$   $\dot{r}$  — |  $\downarrow$   $\downarrow$   $\downarrow$   $\downarrow$   $\downarrow$   $\downarrow$   $\dot{r}$  — |  $\downarrow$   $\dot{r}$  — |  $\downarrow$   $\dot{r}$  — |  $\downarrow$   $\dot{r}$  — ||

10.  $\# \frac{4}{4}$   $\downarrow$   $\dot{r}$   $\downarrow$   $\downarrow$   $\downarrow$   $\downarrow$   $\downarrow$   $\downarrow$   $\downarrow$   $\downarrow$   $\downarrow$   $\downarrow$   $\downarrow$   $\dot{r}$  — |  $\downarrow$   $\dot{r}$  — |  $\downarrow$   $\dot{r}$  — |  $\downarrow$   $\dot{r}$  — ||

11.  $\# \frac{6}{8}$   $\downarrow$   $\downarrow$   $\downarrow$   $\downarrow$   $\downarrow$   $\downarrow$   $\downarrow$   $\downarrow$   $\downarrow$   $\downarrow$   $\downarrow$   $\dot{r}$  — |  $\downarrow$   $\dot{r}$  — |  $\downarrow$   $\downarrow$   $\downarrow$   $\downarrow$   $\downarrow$   $\downarrow$   $\downarrow$   $\downarrow$   $\downarrow$   $\downarrow$   $\downarrow$   $\dot{r}$  — ||

12.  $\# \frac{2}{2}$   $\dot{r}$  —  $\downarrow$  |  $\downarrow$   $\dot{r}$  — |  $\downarrow$   $\dot{r}$  — |  $\downarrow$   $\dot{r}$  — ||

13.  $\# \text{C}$   $\dot{r}$  —  $\downarrow$  |  $\downarrow$   $\dot{r}$  — |  $\downarrow$   $\dot{r}$  — |  $\downarrow$   $\dot{r}$  — |  $\downarrow$   $\dot{r}$  — ||

14.  $\# \frac{6}{8}$   $\downarrow$   $\downarrow$   $\downarrow$   $\downarrow$   $\downarrow$   $\downarrow$   $\dot{r}$  — |  $\downarrow$   $\dot{r}$  — |  $\downarrow$   $\dot{r}$  — |  $\downarrow$   $\dot{r}$  — ||

15.  $\# \frac{3}{4}$   $\downarrow$   $\downarrow$   $\downarrow$   $\downarrow$   $\downarrow$   $\downarrow$   $\downarrow$   $\dot{r}$  — |  $\downarrow$   $\dot{r}$  — |  $\downarrow$   $\dot{r}$  — |  $\downarrow$   $\dot{r}$  — ||

**PO 218 – SIGHT-READ MUSIC**

1. **Performance.** Sight-Read Music.
2. **Conditions**
  - a. Given:
    - (1) Primary instrument,
    - (2) Music stand,
    - (3) Level Two sight-reading music, and
    - (4) Supervision.
  - b. Denied: Assistance.
  - c. Environmental: A quiet room with adequate lighting and free from distractions.
3. **Standard.** The cadet will sight-read music observing:
  - a. rhythm,
  - b. a steady tempo,
  - c. pitch, and
  - d. musical flow.
4. **Remarks**
  - a. The music will be a maximum of 16 measures in length and a minimum of four measures.
  - b. The music will not exceed the technical requirements for Level One.
  - c. A brief period of time will be given prior to playing for the cadet to examine the music.

**SCALE REQUIREMENTS BY INSTRUMENT**

**FRENCH HORN**

<b>MPL BASIC</b>	Major	F											
	Harmonic Minor	Nil.											
	Melodic Minor	Nil.											
	Chromatic	Nil.											
	Articulation	All slurred or all tongued.									M.M. ♩ = 60 in ♩		
<b>MPL ONE</b>	Major	C	F	B $\flat$									
	Harmonic Minor	A	D	G									
	Melodic Minor	Nil.											
	Chromatic	F chromatic											
	Articulation	All slurred and all tongued.									M.M. ♩ = 66 in ♩		
<b>MPL TWO</b>	Major	C	F	B $\flat$	E $\flat$	G							
	Harmonic Minor	A	D	G	C	E							
	Melodic Minor	Nil.											
	Chromatic	G chromatic											
	Articulation	All slurred and all tongued.									M.M. ♩ = 72 in ♩		
<b>MPL THREE</b>	Major	C	F*	B $\flat$	E $\flat$	A $\flat$	G	D					
	Harmonic Minor	A	D	G	C	F	E	B					
	Melodic Minor	A	D	G	C	B $\flat$	E	F#					
	Chromatic	A chromatic											
	Articulation	All slurred; all tongued; slur 2 tongue 2; tongue 2 slur 2.									M.M. ♩ = 60 in ♩		
<b>MPL FOUR</b>	Major	C	F*	B $\flat$	E $\flat$	A $\flat$	D $\flat$ /C#	G*	D	A	E		
	Harmonic Minor	A	D	G*	C	F*	B $\flat$ /A#	E	B	F#*	C#		
	Melodic Minor	A	D	G*	C	F*	B $\flat$ /A#	E	B	F#*	C#		
	Chromatic	B chromatic											
	Articulation	All slurred; all tongued; slur 2 tongue 2; tongue 2 slur 2.									M.M. ♩ = 72 in ♩		
<b>MPL FIVE</b>	Major	C	F*	B $\flat$ *	E $\flat$	A $\flat$ *	D $\flat$ /C#	G $\flat$ /F#*	C $\flat$ /B	G*	D	A*	E
	Harmonic Minor	A*	D	G*	C	F*	B $\flat$ /A#*	E $\flat$ /D#	A $\flat$ /G#*	E	B	F#*	C#
	Melodic Minor	A*	D	G*	C	F*	B $\flat$ /A#*	E $\flat$ /D#	A $\flat$ /G#*	E	B	F#*	C#
	Chromatic	C chromatic											
	Articulation	All slurred; all tongued; slur 2 tongue 2; tongue 2 slur 2.									M.M. ♩ = 80 in ♩		

Scales marked \* are to be played two octaves.

♩ = 66

# Horn Level Two

G Major

Musical staff for G Major in treble clef, one sharp (F#). The melody consists of quarter notes: G4, A4, B4, C5, B4, A4, G4, F#4, E4, D4, C4.

C Major

Musical staff for C Major in treble clef, no sharps or flats. The melody consists of quarter notes: C4, D4, E4, F4, G4, A4, B4, A4, G4, F4, E4, D4, C4.

F Major

Musical staff for F Major in treble clef, one flat (Bb). The melody consists of quarter notes: F4, G4, A4, Bb4, A4, G4, F4, E4, D4, C4.

Bb Major

Musical staff for Bb Major in treble clef, two flats (Bb, Eb). The melody consists of quarter notes: Bb4, C5, D5, Eb5, D5, C5, Bb4, Ab4, G4, F4, Eb4, D4, C4.

Eb Major

Musical staff for Eb Major in treble clef, three flats (Bb, Eb, Ab). The melody consists of quarter notes: Eb4, F4, G4, Ab4, G4, F4, Eb4, D4, C4.

E Harmonic Minor

Musical staff for E Harmonic Minor in treble clef, one sharp (F#). The melody consists of quarter notes: E4, F#4, G4, A4, B4, C#5, B4, A4, G4, F#4, E4.

A Harmonic Minor

Musical staff for A Harmonic Minor in treble clef, no sharps or flats. The melody consists of quarter notes: A4, B4, C5, D5, E5, F#5, E5, D5, C5, B4, A4.

D Harmonic Minor

Musical staff for D Harmonic Minor in treble clef, two flats (Bb, Eb). The melody consists of quarter notes: D4, E4, F4, G4, A4, Bb5, Ab5, G4, F4, E4, D4.

G Harmonic Minor

Musical staff for G Harmonic Minor in treble clef, one flat (Bb). The melody consists of quarter notes: G4, A4, B4, C5, D5, Eb5, D5, C5, B4, A4, G4.

C Harmonic Minor

Musical staff for C Harmonic Minor in treble clef, three flats (Bb, Eb, Ab). The melody consists of quarter notes: C4, D4, E4, F4, G4, Ab5, G4, F4, E4, D4, C4.




G Chromatic








Musical staff for G Chromatic in treble clef, one sharp (F#). The melody consists of eighth notes: G4, G#4, A4, A#4, B4, B#4, C5, B4, A4, G4, F#4, E4, D4, C4.

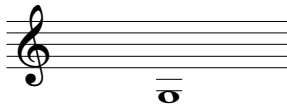

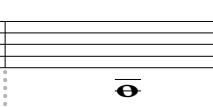

















Advantage

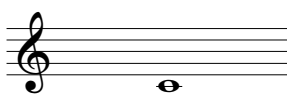



















Fingerings



Open   
 Pressed   
 Alternate Fingering 

	F	F#	G <sup>b</sup>
			
F			
B <sup>b</sup>			
			

G	G#	A <sup>b</sup>	A	A#	B <sup>b</sup>	B
						
F 						
B <sup>b</sup> 						

C	C#	D <sup>b</sup>	D	D#	E <sup>b</sup>	E
						
F 						
B <sup>b</sup> 						

The following products are recommended for the care of your instrument:

Brass Mouthpiece Brush · Flexible Cleaning Rod · Lever Oil · Polishing Cloth · Rotor Oil · Rotor Spindle Oil · Slide Grease · Tone Hole Cleaner

F	F# Gb	G	G# Ab	A
F Bb	 	 	 	 
<hr/>				
A# Bb	B	C	C# Db	D
F Bb	 	 	 	 
<hr/>				
D# Eb	E	F	F# Gb	G
F Bb	 	 	 	 