

Name: \_\_\_\_\_

Unit: \_\_\_\_\_

# **Cadet Music Proficiency Level One**

## **Percussion**

**SNARE DRUM PROFICIENCY LEVEL MUSIC**

	List	Title	Book	Page
Level Basic	B	1. A – F	Rubank Elementary Method – Snare Drum	4
		2. I – N	Rubank Elementary Method – Snare Drum	4
		3. A – F	Rubank Elementary Method – Snare Drum	5
		4. I – N	Rubank Elementary Method – Snare Drum	5
		5. E – J	Rubank Elementary Method – Snare Drum	6
		6. O – T	Rubank Elementary Method – Snare Drum	7
Level One	A	1. Steamboats #1–3	Annex E, Appendix 1	2E1-1
	B	1. Blue Eagle	Rubank Elementary Method – Snare Drum	27
		2. Four Street Beats	Rubank Elementary Method – Snare Drum	20
		3. Star March	Rubank Elementary Method – Snare Drum	27
Level Two	A	1. Steamboats #1–6	Annex E, Appendix 2	2E2-1
		2. Paradox #1–3	Annex E, Appendix 2	2E2-4
	B	1. Symbal – Sticks March	Rubank Intermediate Method – Snare Drum	8
		2. 20 <sup>th</sup> Century Changes	Rubank Intermediate Method – Snare Drum	12
		3. Lone Star March	Rubank Intermediate Method – Snare Drum	5
	C	1. Western Portrait	Best in Class – Mallet Percussion	19
		2. Austrian Melody	Best in Class – Mallet Percussion	24
		3. The Minstrel Boy	Best in Class – Mallet Percussion	28
Level Three	A	1. Steamboats (All)	Annex E, Appendix 3	2E3-1
		2. Paradox (All)	Annex E, Appendix 3	2E3-6
	B	1. Two of Us	Rubank Intermediate Method – Snare Drum	18–19
		2. Rolling Accents	Rubank Intermediate Method – Snare Drum	15
		3. Etude Majestic	Rubank Advanced Method – Snare Drum	22
	C	1. By the River	Rubank Elementary Method – Bell Lyra	12
		2. Auld Lang Syne (Top Part)	Rubank Elementary Method – Bell Lyra	13
		3. Largo	Rubank Elementary Method – Bell Lyra	30–31
Level Four	A	1. Supersix (All)	Annex E, Appendix 4	2E4-1
		2. Two – Four (All)	Annex E, Appendix 4	2E4-4
	B	1. Echoing Sticks	Rubank Intermediate Method – Snare Drum	20
		2. Bobbin’ Back	Rubank Intermediate Method – Snare Drum	17
	C	1. Melodious Etude	Rubank Intermediate Method – Marimba	4
		2. Duet in Bb Major	Rubank Intermediate Method – Marimba	14
3. Study in F Major		Rubank Intermediate Method – Marimba	7	
Level Five	A	1. Psycho Seven (All)	Annex E, Appendix 5	2E5-1
		2. Viscount Six (All)	Annex E, Appendix 5	2E5-3
	B	1. Drum Oddity	Rubank Intermediate Method – Snare Drum	24
		2. Thundering Through	Rubank Intermediate Method – Snare Drum	25
	C	1. Etude VI	Modern School for Xylo, Marimba, Vibes	65
		2. Etude VIII	Modern School for Xylo, Marimba, Vibes	67
		3. Etude IX	Modern School for Xylo, Marimba, Vibes	68

### LEVEL ONE STREET BEATS

#### STEAMBOATS

K. Elan McGinn  
(1962-2005)

\*unisons first time only

**1.**

Lead

Unisons

R R R L R R R R L R L R R L R R R R L R L R R R R (5)

Lead

Unisons

R R L R R R L R R L R R R R R R R R L R (5) (5)

**2.**

Lead

Unisons

R R R R R R R L R R R R R R R R R R R R R R R (5) (5) (5) (9)

Lead

Unisons

R R L R L R R L R R L R R R R R R R R L R (5) (5)

**3.**

Lead

Unisons

R L R R R L R R L R L R R R L R

R R

Lead

Unisons

R L R R R L R R L R R R L R R R L R

R R R R R R R R L R

# Blue Eagle

March

ARTHUR JOHNSON

Cym solo

*ff* *mf*

TRIO

*p-ff*

## Four Street Beats

2/4

6/8

6/8

# Star March


E. De LAMATER

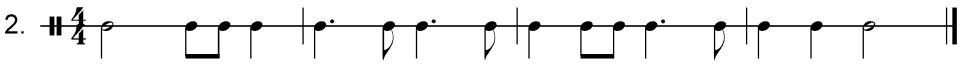
The musical score for 'Star March' is written in bass clef with a 2/4 time signature. It consists of seven staves of music. The first staff begins with a dynamic marking of *ff* and a second ending bracket. The second staff continues the melody with a *mf* dynamic and includes first and second endings. The third staff features a *ff* dynamic and a second ending bracket. The fourth staff includes a *ff* dynamic and first and second endings. The fifth staff is labeled 'TRIO' and begins with a *p-ff* dynamic. The sixth and seventh staves continue the rhythmic accompaniment with various dynamic markings and articulation symbols.

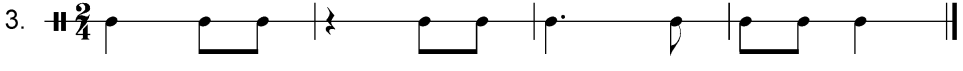
**PO 116 – DEMONSTRATE RHYTHM SKILLS**

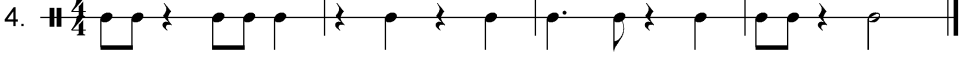
1. **Performance.** Demonstrate Rhythm Skills.
2. **Conditions**
  - a. Given:
    - (1) Level One rhythm sheet, and
    - (2) Supervision.
  - b. Denied: Assistance.
  - c. Environmental: A quiet room with adequate lighting and free from distractions.
3. **Standard.** The cadet will demonstrate rhythm skills by singing, clapping, tapping or counting Level One rhythms while respecting a steady tempo.
4. **Remarks**
  - a. The cadet will be given time to practice the Level One rhythm sheet before the assessment.
  - b. Level One Rhythm Sheet is found in [Annex A, Appendix 2](#).

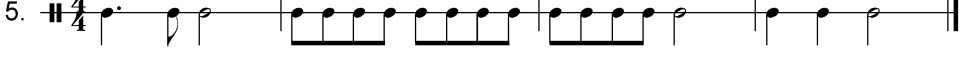
LEVEL ONE RHYTHM SHEET

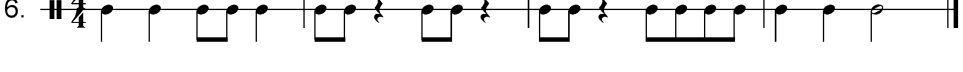
1.  $\# \frac{3}{4}$  


2.  $\# \frac{4}{4}$  

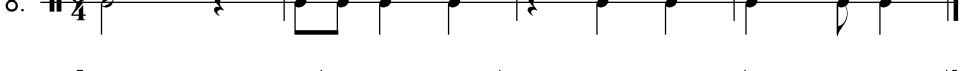
3.  $\# \frac{2}{4}$  


4.  $\# \frac{4}{4}$  


5.  $\# \frac{4}{4}$  


6.  $\# \frac{4}{4}$  

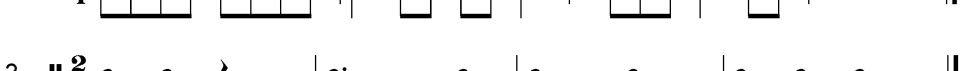
7.  $\# \frac{2}{4}$  

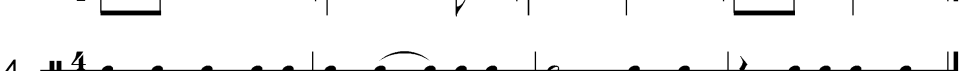
8.  $\# \frac{3}{4}$  


9.  $\# \frac{4}{4}$  


10.  $\# \frac{4}{4}$  

11.  $\# \frac{3}{4}$  

12.  $\# \frac{4}{4}$  

13.  $\# \frac{2}{4}$  

14.  $\# \frac{4}{4}$  

15.  $\# \frac{4}{4}$  



**PO 118 – SIGHT-READ MUSIC**

1. **Performance.** Sight-Read Music.
2. **Conditions**
  - a. Given:
    - (1) Primary instrument,
    - (2) Music stand,
    - (3) Metronome,
    - (4) Level One sight-reading music,
    - (5) Supervision, and
    - (6) Assistance as required.
  - b. Denied: N/A.
  - c. Environmental: A quiet room with adequate lighting and free from distractions.
3. **Standard.** The cadet will sight-read music observing:
  - a. rhythm,
  - b. a steady tempo,
  - c. pitch, and
  - d. musical flow.
4. **Remarks**
  - a. Assistance given is in the form of guiding questions limited to:
    - (1) What is the time signature? How many beats in a measure? Which note value gets the beat?
    - (2) How many sharps/flats are in the key signature? Which notes are sharp/flat?
    - (3) Which accidentals do you see? What are the fingerings for those notes?
    - (4) Can you clap the rhythm?
  - b. The music will be a maximum of 16 measures in length and minimum of four measures.
  - c. The music will not exceed the technical requirements for Level Basic.
  - d. A brief period of time will be given prior to playing for the cadet to examine the music.



7. Roll off (17 stroke roll); M.M. quarter note = 120

