

Name: _____

Unit: _____

Cadet Music Proficiency Level One

Mallet Percussion

MALLET PERCUSSION PROFICIENCY LEVEL MUSIC

	List	Title	Book	Page
Level Basic	A	1. Western Portrait	Best in Class – Mallet Percussion	19
		2. Austrian Melody	Best in Class – Mallet Percussion	24
		3. The Minstrel Boy	Best in Class – Mallet Percussion	28
		4. Ode to Joy	Best in Class – Mallet Percussion	10
		5. God Save the Queen (America)	Best in Class – Mallet Percussion	18
		6. Scarborough Fair	Best in Class – Mallet Percussion	29
Level One	A	1. By the River	Rubank Elementary Method – Bell Lyra	12
		2. Auld Lang Syne (Top Part)	Rubank Elementary Method – Bell Lyra	13
		3. Largo	Rubank Elementary Method – Bell Lyra	30–31
	B	1. The Glorious Fourth	Rubank Elementary Method – Bell Lyra	10
		2. Soldier's Chorus	Rubank Elementary Method – Bell Lyra	11
		3. Oh Dem Golden Slippers	Rubank Elementary Method – Bell Lyra	12
Level Two	A	1. Melodious Etude	Rubank Intermediate Method – Marimba	4
		2. Duet in Bb Major	Rubank Intermediate Method – Marimba	14
		3. Study in F Major	Rubank Intermediate Method – Marimba	7
	B	1. All Through the Night	Rubank Elementary Method – Marimba	44
		2. In the Gloaming	Rubank Elementary Method – Marimba	43
		3. Gavotte	Rubank Elementary Method – Marimba	39
	C	1. I – N	Rubank Elementary Method – Snare Drum	5
		2. E – J	Rubank Elementary Method – Snare Drum	6
		3. O – T	Rubank Elementary Method – Snare Drum	7
Level Three	A	1. Etude VI	Modern School for Xylo, Marimba, Vibes	65
		2. Etude VIII	Modern School for Xylo, Marimba, Vibes	67
		3. Etude IX	Modern School for Xylo, Marimba, Vibes	68
	B	1. Triad Study #6	Rubank Intermediate Method – Marimba	5
		2. Triad Study #5	Rubank Intermediate Method – Marimba	8
		3. Triad Study #5	Rubank Intermediate Method – Marimba	11
	C	1. Blue Eagle	Rubank Elementary Method – Snare Drum	27
		2. Four Street Beats	Rubank Elementary Method – Snare Drum	20
		3. Star March	Rubank Elementary Method – Snare Drum	27
Level Four	A	1. Symphony No. 7 (Opus 60)	Modern School for Xylo, Marimba, Vibes	115–116
		2. Gayne Ballet	Modern School for Xylo, Marimba, Vibes	117–118
	B	1. Tell Us of the Night	Rubank Intermediate Method – Marimba	21
		2. Theme From Raymond Overture	Rubank Intermediate Method – Marimba	24
	C	1. Symbal – Sticks March	Rubank Intermediate Method – Snare Drum	8
		2. 20 th Century Changes	Rubank Intermediate Method – Snare Drum	12
3. Lone Star March		Rubank Intermediate Method – Snare Drum	5	
Level Five	A	1. Bach's Violin Concerto in A Minor	Modern School for Xylo, Marimba, Vibes	94–96
		2. Peewee the Piccolo	Modern School for Xylo, Marimba, Vibes	124–126
	B	1. Theme From Echoes of the Ball	Rubank Intermediate Method – Marimba	22
		2. Poem	Rubank Intermediate Method – Marimba	19
	C	1. Two of Us	Rubank Intermediate Method – Snare Drum	18–19
		2. Rolling Accents	Rubank Intermediate Method – Snare Drum	15
3. Etude Majestic		Rubank Advanced Method – Snare Drum	22	

By the River

WILLIAM BEACHLER

42 *Dolce*

Musical score for 'By the River' in 2/4 time, marked *Dolce*. The score consists of four staves of music, each starting with a circled letter (A, B, C, D, E, F, G) indicating a measure or section. The melody is written in a single treble clef. The piece concludes with a double bar line and repeat dots.

Auld Lang Syne

Solo or Duet for Bell Lyras

Scotch Folk Song

47

First Bell Lyra
(Melody part)

Second Bell Lyra
(Harmony part)

Musical score for 'Auld Lang Syne' in 6/8 time. The score is for two bell lyras: the first (melody) and the second (harmony). It consists of three systems of two staves each. The first system is marked with circled letters A and A. The second system is marked with circled letters B and B. The third system is marked with circled letters C and C. The piece ends with a double bar line and repeat dots.

Largo

from "New World Symphony"

Bell Lyra in C

Bell Lyra Solo with Piano Accompaniment

When playing B \flat Bell Lyra transpose
each note one whole step higher

DVORAK

96

Legato
Bell Lyra Solo

mf

Piano Accompaniment

mf

Musical score for measures 101-105. The top staff continues the Bell Lyra Solo. The bottom two staves continue the Piano Accompaniment. Measure 101 has a circled 'B' above the staff. The key signature and time signature remain the same as in the previous system.

Musical score for measures 106-110. The top staff continues the Bell Lyra Solo. The bottom two staves continue the Piano Accompaniment. Measure 106 has a circled 'C' above the staff, and measure 110 has a circled 'D' above the staff. The key signature and time signature remain the same.

Largo p. 2

First system of musical notation. Treble clef staff with a circled 'E' chord symbol above it. Grand staff (treble and bass clefs) below.

Second system of musical notation. Treble clef staff with circled 'F' and 'G' chord symbols above it. Grand staff with dynamic marking 'f' in both staves.

Third system of musical notation. Treble clef staff with a circled 'H' chord symbol above it. Grand staff with 'ritard.' markings in both staves.

The Glorious Fourth

Old Colonial Melody

37 *Con spirito*

Musical notation for 'The Glorious Fourth' in 4/4 time. The piece is marked 'Con spirito'. It consists of two staves of music. The first staff starts at measure 37 and ends with a circled 'A' above the final measure. The second staff starts with a circled 'B' above the first measure and ends with a circled 'C' above the final measure. The melody is primarily eighth and sixteenth notes.

Soldiers Chorus

from "Fra Diavolo"

AUBER

39 *Allegro*

Count 1 and 2 and

Musical notation for 'Soldiers Chorus' in 2/4 time. The piece is marked 'Allegro'. It consists of two staves of music. The first staff starts at measure 39 and includes the instruction 'Count 1 and 2 and' below the first two measures. It ends with a circled 'A' above the final measure. The second staff starts with a circled 'B' above the first measure and ends with a circled 'C' above the final measure. The melody is primarily eighth and sixteenth notes.

Oh! Dem Golden Slippers

JAMES A. BLAND


43 *Scherzando*

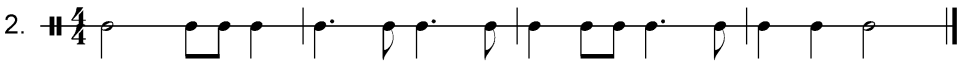
Musical notation for 'Oh! Dem Golden Slippers' in 2/4 time. The piece is marked 'Scherzando'. It consists of two staves of music. The first staff starts at measure 43 and ends with a circled 'A' above the final measure. The second staff starts with a circled 'B' above the first measure and ends with a circled 'C' above the final measure. The melody is primarily eighth and sixteenth notes.

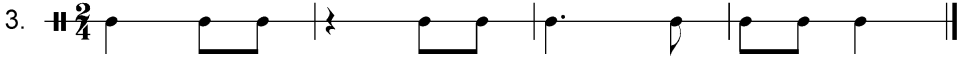
PO 116 – DEMONSTRATE RHYTHM SKILLS

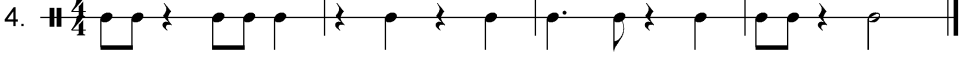
1. **Performance.** Demonstrate Rhythm Skills.
2. **Conditions**
 - a. Given:
 - (1) Level One rhythm sheet, and
 - (2) Supervision.
 - b. Denied: Assistance.
 - c. Environmental: A quiet room with adequate lighting and free from distractions.
3. **Standard.** The cadet will demonstrate rhythm skills by singing, clapping, tapping or counting Level One rhythms while respecting a steady tempo.
4. **Remarks**
 - a. The cadet will be given time to practice the Level One rhythm sheet before the assessment.
 - b. Level One Rhythm Sheet is found in [Annex A, Appendix 2](#).

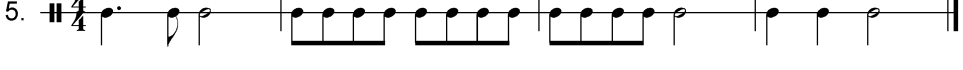
LEVEL ONE RHYTHM SHEET

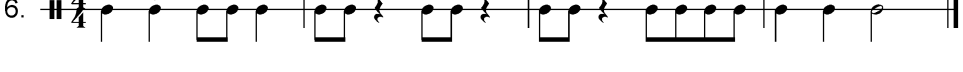
1. $\# \frac{3}{4}$ 


2. $\# \frac{4}{4}$ 

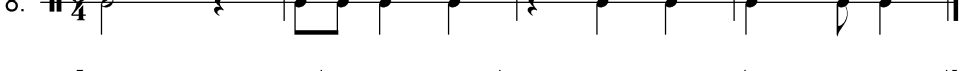
3. $\# \frac{2}{4}$ 


4. $\# \frac{4}{4}$ 


5. $\# \frac{4}{4}$ 


6. $\# \frac{4}{4}$ 

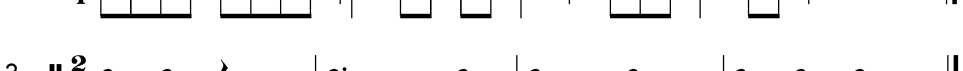
7. $\# \frac{2}{4}$ 

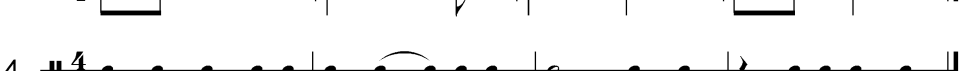
8. $\# \frac{3}{4}$ 


9. $\# \frac{4}{4}$ 


10. $\# \frac{4}{4}$ 

11. $\# \frac{3}{4}$ 

12. $\# \frac{4}{4}$ 

13. $\# \frac{2}{4}$ 

14. $\# \frac{4}{4}$ 

15. $\# \frac{4}{4}$ 

PO 117G – PLAY SCALES

1. **Performance.** Play Scales.
2. **Conditions**
 - a. Given:
 - (1) Primary instrument,
 - (2) Scale sheet,
 - (3) Music stand,
 - (4) Chair, and
 - (5) Supervision.
 - b. Denied: Assistance.
 - c. Environmental: A quiet room with adequate lighting and free from distractions.
3. **Standard.** The cadet will:
 - a. play scales, one octave, to include:
 - (1) F major,
 - (2) B flat major,
 - (3) E flat major,
 - (4) D minor harmonic,
 - (5) G minor harmonic,
 - (6) C minor harmonic, and
 - (7) B flat chromatic; and
 - b. play no slower than metronome marking (M.M.) quarter note = 66, in quarter notes.
4. **Remarks.** All scales are listed in concert pitch.

PO 118 – SIGHT-READ MUSIC

1. **Performance.** Sight-Read Music.
2. **Conditions**
 - a. Given:
 - (1) Primary instrument,
 - (2) Music stand,
 - (3) Metronome,
 - (4) Level One sight-reading music,
 - (5) Supervision, and
 - (6) Assistance as required.
 - b. Denied: N/A.
 - c. Environmental: A quiet room with adequate lighting and free from distractions.
3. **Standard.** The cadet will sight-read music observing:
 - a. rhythm,
 - b. a steady tempo,
 - c. pitch, and
 - d. musical flow.
4. **Remarks**
 - a. Assistance given is in the form of guiding questions limited to:
 - (1) What is the time signature? How many beats in a measure? Which note value gets the beat?
 - (2) How many sharps/flats are in the key signature? Which notes are sharp/flat?
 - (3) Which accidentals do you see? What are the fingerings for those notes?
 - (4) Can you clap the rhythm?
 - b. The music will be a maximum of 16 measures in length and minimum of four measures.
 - c. The music will not exceed the technical requirements for Level Basic.
 - d. A brief period of time will be given prior to playing for the cadet to examine the music.

SCALE REQUIREMENTS BY INSTRUMENT
MALLET PERCUSSION


MPL BASIC	Major	B \flat											
	Harmonic Minor	Nil.											
	Melodic Minor	Nil.											
	Chromatic	Nil.											
	Articulation	All slurred or all tongued.									M.M. ♩ = 60 in ♩		
MPL ONE	Major	F	B \flat	E \flat									
	Harmonic Minor	D	G	C									
	Melodic Minor	Nil.											
	Chromatic	B \flat chromatic											
	Articulation	All slurred and all tongued.									M.M. ♩ = 66 in ♩		
MPL TWO	Major	C	F	B \flat	E \flat	A \flat							
	Harmonic Minor	A	D	G	C	F							
	Melodic Minor	Nil.											
	Chromatic	C chromatic											
	Articulation	All slurred and all tongued.									M.M. ♩ = 72 in ♩		
MPL THREE	Major	C*	F*	B \flat	E \flat *	A \flat	D \flat /C \sharp *	G					
	Harmonic Minor	A	D*	G	C*	F*	B \flat /A \sharp *	E*					
	Melodic Minor	A	D*	G	C*	F*	B \flat /A \sharp *	E*					
	Chromatic	D chromatic*											
	Articulation	All slurred; all tongued; slur 2 tongue 2; tongue 2 slur 2.									M.M. ♩ = 60 in ♩		
MPL FOUR	Major	C*	F*	B \flat	E \flat *	A \flat	D \flat /C \sharp *	G \flat /F \sharp *	G	D*	A		
	Harmonic Minor	A	D*	G	C*	F*	B \flat /A \sharp	E \flat /D \sharp *	E*	B	F \sharp		
	Melodic Minor	A	D*	G	C*	F*	B \flat /A \sharp	E \flat /D \sharp *	E*	B	F \sharp		
	Chromatic	E chromatic*											
	Articulation	All slurred; all tongued; slur 2 tongue 2; tongue 2 slur 2.									M.M. ♩ = 72 in ♩		
MPL FIVE	Major	C*	F*	B \flat	E \flat *	A \flat *	D \flat /C \sharp *	G \flat /F \sharp *	C \flat /B	G*	D*	A*	E*
	Harmonic Minor	A*	D*	G*	C*	F*	B \flat /A \sharp	E \flat /D \sharp *	A \flat /G \sharp *	E*	B	F \sharp *	C \sharp *
	Melodic Minor	A*	D*	G*	C*	F*	B \flat /A \sharp	E \flat /D \sharp *	A \flat /G \sharp *	E*	B	F \sharp *	C \sharp *
	Chromatic	F chromatic*											
	Articulation	All slurred; all tongued; slur 2 tongue 2; tongue 2 slur 2.									M.M. ♩ = 80 in ♩		

Scales marked * are to be played two octaves.

Flute
Level One

♩ = 66

Bb Major



F Major



Eb Major



D Harmonic Minor



G Harmonic Minor



C Harmonic Minor

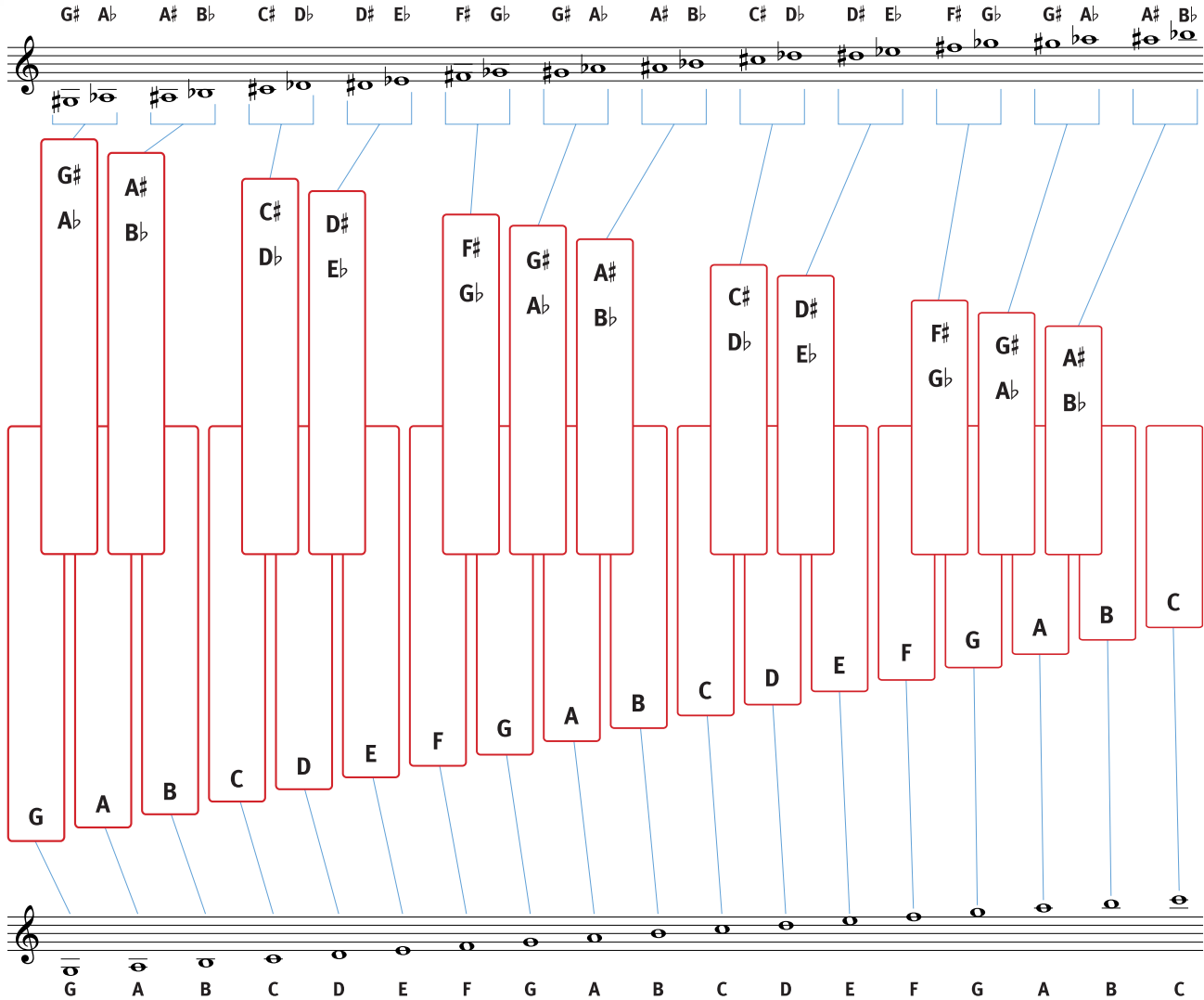


Bb Chromatic



Advantage

Keyboard Percussion Note Position Chart



The following products are recommended for the care of your instrument:

Soft, Clean Cloths · Drum Key · Petroleum Jelly or Light Grease · Household Machine Oil

Student Page 47 Keyboard Percussion

WRITTEN:

Marimba . . . Sounds as written
 Vibraphone . . . Sounds as written
 Xylophone . . . Sounds one octave higher than written
 Chimes Sounds one octave higher than written
 Orch. Bells . . . Sounds two octaves higher than written


➔ The orchestra bells, or glockenspiel, is a mallet instrument possessing metal bars. It is usually without resonators and is mounted in a portable case. The range is generally 2 1/2 octaves from G to C written:



It sounds two octaves higher than written.

➔ The tubular chimes sounds one octave higher than written. It possesses a damper operated by means of a foot pedal.

The range of the tubular chimes is 1 1/2 octaves, C to F written:



The xylophone sounds one octave higher than written.



➔ The marimba is the largest of the mallet instruments. It has rosewood bars with very deep resonators. The range is 4 octaves, C to C. Extended range marimbas are 4 1/3 octaves, A to C, or even 5 octaves, C to C. They sound as written.

➔ The xylophone is a mallet instrument possessing rosewood bars with small resonators. The range is from 2 1/2 to 3 1/2 octaves. The 3 1/2 octave range is F to C written:



➔ The vibraphone is the most complicated of the mallet percussion instruments. It has metal bars with resonators, plus a damper pedal and vibrators.



The range is three octaves, F to F, and sounds as written.

