

Name: \_\_\_\_\_

Unit: \_\_\_\_\_

# **Cadet Music Proficiency Level Three**

## **Saxophone**

**SAXOPHONE PROFICIENCY LEVEL MUSIC**

	<b>List</b>	<b>Title</b>	<b>Book</b>	<b>Page</b>
<b>Level One</b>	A	1. Western Portrait	Best in Class – Saxophone	19
		2. Austrian Melody	Best in Class – Saxophone	24
		3. The Minstrel Boy	Best in Class – Saxophone	28
		4. Ode to Joy	Best in Class – Saxophone	10
		5. God Save the Queen (America)	Best in Class – Saxophone	18
		6. Scarborough Fair	Best in Class – Saxophone	29
<b>Level Two</b>	A	1. Folks at Home	Rubank Elementary Method – Saxophone	38
		2. Annie Laurie	Rubank Elementary Method – Saxophone	38
		3. Lullaby	Rubank Intermediate Method – Saxophone	14
	B	1. Scenes That Are Brightest	Rubank Elementary Method – Saxophone	44
		2. Waltz	Rubank Elementary Method – Saxophone	43
		3. March	Rubank Elementary Method – Saxophone	36
<b>Level Three</b>	A	1. Etude in D Minor	Rubank Intermediate Method – Saxophone	24
		2. Andante	Rubank Intermediate Method – Saxophone	32
		3. Loreley	Rubank Intermediate Method – Saxophone	39
	B	1. Hunter Chorus	Rubank Intermediate Method – Saxophone	17
		2. Polka	Rubank Intermediate Method – Saxophone	28
		3. Duet Brilliant	Rubank Intermediate Method – Saxophone	43
<b>Level Four</b>	A	1. Andante Grazioso	Rubank Adv. Method Vol. 1 – Saxophone	21
		2. On Wings of Song	Rubank Adv. Method Vol. 1 – Saxophone	68
		3. The Swan	Rubank Adv. Method Vol. 1 – Saxophone	67
	B	1. Allegro	Rubank Adv. Method Vol. 1 – Saxophone	25
		2. Allegro Moderato	Rubank Adv. Method Vol. 1 – Saxophone	40–41
		3. Allegretto Brillante	Rubank Adv. Method Vol. 1 – Saxophone	70–71
<b>Level Five</b>	A	1. Introduction and Rondo	Rubank Adv. Method Vol. 1 – Saxophone	14
		2. Etude	Rubank Adv. Method Vol. 2 – Saxophone	25–26
	B	1. Tempo di Tarantella	Rubank Adv. Method Vol. 1 – Saxophone	46
		2. Andante and Allegra	Rubank Adv. Method Vol. 2 – Saxophone	79–80
	A	1. Elegie	Concert and Contests – Saxophone	13
		2. Recitative and Allegro	Concert and Contests – Saxophone	16–17
B	1. Fantaisie Mauresque	Concert and Contests – Saxophone	18–19	
	2. Concertante	Concert and Contests – Saxophone	20–21	

Andante grazioso (♩ = 120)

3

*p* *mf*

*p* *p*

*mf* *p*

*mf* *p*

*mf* *p*

# On Wings of Song

MEDELSSOHN

Andante tranquillo

The musical score is written for a single melodic line in treble clef, with a key signature of two sharps (D major) and a 6/8 time signature. The tempo is marked 'Andante tranquillo'. The score consists of eight staves of music. The first staff begins with a 4-measure rest, followed by a double bar line and a repeat sign. Dynamics include *p*, *mf*, and *f*. The second staff features a crescendo leading to *mf*. The third staff continues with *mf*. The fourth staff shows a crescendo to *f*. The fifth staff includes first and second endings, with dynamics *p* and *f*. The sixth staff starts with *cresc.* and reaches *mf*. The seventh staff has dynamics *mf* and *f*. The eighth staff concludes with dynamics *p*, *p*, and *pp*.



# The Swan

C. SAINT-SAËNS

Adagio

3 











Lento



VERROUST

Allegro

7 *p*

*f* *p*

*p*

*f*

*ff*

*rall.* *a tempo*  
*p*

*f* *p*

*f*

*f* *mf*

*p* *f*



p. 1/2

Allegro moderato

NIEMANN

23

*mf*  
*p*

*p*

*f*  
*mf*

TRIO

*p*  
*pp*

*p*

# allegro moderato p.2

2

Musical notation for the first system, measures 1-4. The right hand features a melodic line with slurs and accents, while the left hand provides a steady accompaniment. A dynamic hairpin indicates a crescendo.

Musical notation for the second system, measures 5-8. The right hand continues with slurred and accented notes, and the left hand maintains the accompaniment. A dynamic hairpin indicates a decrescendo.

*mf*  
*p*

Musical notation for the third system, measures 9-12. The right hand has a melodic line with slurs and accents, and the left hand has a steady accompaniment. Dynamics *mf* and *p* are indicated.

*p*

Musical notation for the fourth system, measures 13-16. The right hand has a melodic line with slurs and accents, and the left hand has a steady accompaniment. A dynamic hairpin indicates a decrescendo, and the dynamic *p* is marked.

*f*  
*mf*

Musical notation for the fifth system, measures 17-20. The right hand has a melodic line with slurs and accents, and the left hand has a steady accompaniment. Dynamics *f* and *mf* are indicated.

Musical notation for the sixth system, measures 21-24. The right hand has a melodic line with slurs and accents, and the left hand has a steady accompaniment.



*p*<sup>1/2</sup>

# Allegretto Brillante

E♭ Alto Saxophone

J. DEMERSSEMAN, Op.46

Arr. by H. Voxman

Allegretto brillante

The musical score consists of ten staves of music for E♭ Alto Saxophone. The piece is in 6/8 time and begins with a tempo marking of 'Allegretto brillante'. The score includes several dynamic markings: *f* (forte), *p* (piano), *dolce* (sweetly), *mf* (mezzo-forte), *pp* (pianissimo), and *cresc.* (crescendo). There are also articulation marks such as accents and slurs. The score is divided into four measures, each marked with a boxed number (1, 2, 3, 4). The first measure starts with a dynamic of *f* and a tempo of 8. The second measure is marked *dolce*. The third measure is marked *mf*. The fourth measure is marked *pp*. The score concludes with a final flourish.



# allegretto brillante

p. 2

5 *p*

6 *a tempo* *f*

*cresc.* *poco rit.* *tr.* *p* *3* *3*

7 *cresc.* *mf* *3*

8 *p* *ff*

9 *cresc.*

*Più animato* *accel. Presto*

**PO 313W – MAINTAIN A PRIMARY WOODWIND INSTRUMENT**

1. **Performance.** Maintain a Primary Woodwind Instrument.
2. **Conditions**
  - a. Given:
    - (1) Primary instrument,
    - (2) Crochet hook (or similar tool),
    - (3) Supervision, and
    - (4) Assistance as required.
  - b. Denied: N/A.
  - c. Environmental: A quiet room free from distractions.
3. **Standard.** The cadet will maintain a primary woodwind instrument by resetting a popped spring.
4. **Remarks**
  - a. This PO does not involve replacing a spring.
  - b. This PO applies only to the instrument on which the cadet is trying to obtain a cadet musician level qualification.

**PO 316 – DEMONSTRATE RHYTHM AND AURAL SKILLS**

1. **Performance.** Demonstrate Rhythm and Aural Skills.
2. **Conditions**
  - a. Given:
    - (1) Level Three rhythm sheet, and
    - (2) Supervision.
  - b. Denied: Assistance.
  - c. Environmental: A quiet room with adequate lighting and free from distractions.
3. **Standard.** The cadet will demonstrate rhythm and aural skills, by:
  - a. singing, clapping, tapping or counting Level Three rhythms while maintaining a steady tempo;
  - b. identifying intervals played above a given note, to include:
    - (1) unison,
    - (2) perfect fourth,
    - (3) perfect fifth, and
    - (4) perfect octave; and
  - c. singing or playing back a five-note melody.
4. **Remarks**
  - a. The cadet will be given time to practice the Level Three Rhythm sheet before the assessment.
  - b. Level Three Rhythm Sheet is found in [Annex A, Appendix 4](#).
  - c. Cadets may use solfege syllables, “*lu*”, “*la*”, or note names to sing back the melody.
  - d. In Level Three, a melody uses only the first five notes of a major scale, begins on the tonic note and may contain one skip of a third. It must be within the vocal range of the cadet.

### LEVEL THREE RHYTHM SHEET

1.  $\frac{4}{4}$  

2.  $\frac{9}{8}$  

3.  $\frac{2}{4}$  

4.  $\frac{4}{4}$  

5.  $\frac{6}{8}$  

6.  $\frac{4}{4}$  

7.  $\frac{4}{4}$  

8.  $\frac{6}{8}$  

9.  $\frac{12}{8}$  

10.  $\frac{2}{4}$  

11.  $\frac{4}{4}$  

12.  $\frac{6}{8}$  

13.  $\frac{6}{8}$  

14.  $\frac{3}{4}$  

15.  $\frac{9}{8}$  

**PO 318 – SIGHT-READ MUSIC**

1. **Performance.** Sight-Read Music.
2. **Conditions**
  - a. Given:
    - (1) Primary instrument,
    - (2) Music stand,
    - (3) Level Three sight-reading music, and
    - (4) Supervision.
  - b. Denied: Assistance.
  - c. Environmental: A quiet room with adequate lighting and free from distractions.
3. **Standard.** The cadet will sight-read music observing:
  - a. rhythm,
  - b. a steady tempo,
  - c. pitch, and
  - d. musical flow.
4. **Remarks**
  - a. The music will be a maximum of 16 measures in length and a minimum of four measures.
  - b. The music will not exceed the technical requirements for Level Two.
  - c. A brief period of time will be given prior to playing for the cadet to examine the music.



## SCALE REQUIREMENTS BY INSTRUMENT

E $\flat$  SAXOPHONE

MPL BASIC	Major	G											
	Harmonic Minor	Nil.											
	Melodic Minor	Nil.											
	Chromatic	Nil.											
	Articulation	All slurred or all tongued.										M.M. ♩ = 60 in ♩	
MPL ONE	Major	C G D											
	Harmonic Minor	A E B											
	Melodic Minor	Nil.											
	Chromatic	G chromatic											
	Articulation	All slurred and all tongued.										M.M. ♩ = 66 in ♩	
MPL TWO	Major	F C G D A											
	Harmonic Minor	D A E B F#											
	Melodic Minor	Nil.											
	Chromatic	A chromatic											
	Articulation	All slurred and all tongued.										M.M. ♩ = 72 in ♩	
MPL THREE	Major	B $\flat$ * F C* G D A E											
	Harmonic Minor	G D A E B* F# C#											
	Melodic Minor	G D A E B* F# C#											
	Chromatic	B chromatic*											
	Articulation	All slurred; all tongued; slur 2 tongue 2; tongue 2 slur 2.										M.M. ♩ = 60 in ♩	
MPL FOUR	Major	E $\flat$ * B $\flat$ * F C* G D* A E* B/C $\flat$ * F#/G $\flat$											
	Harmonic Minor	C* G D* A E* B* F# C#* G# D#/E $\flat$ *											
	Melodic Minor	C* G D* A E* B* F# C#* G# D#/E $\flat$ *											
	Chromatic	C# chromatic*											
	Articulation	All slurred; all tongued; slur 2 tongue 2; tongue 2 slur 2.										M.M. ♩ = 72 in ♩	
MPL FIVE	Major	A $\flat$ E $\flat$ * B $\flat$ * F* C* G D* A E* B/C $\flat$ * F#/G $\flat$ C#/D $\flat$ *											
	Harmonic Minor	F* C* G D* A E* B* F# C#* G#/A $\flat$ D#/E $\flat$ * A#/B $\flat$ *											
	Melodic Minor	F* C* G D* A E* B* F# C#* G#/A $\flat$ D#/E $\flat$ * A#/B $\flat$ *											
	Chromatic	D chromatic*											
	Articulation	All slurred; all tongued; slur 2 tongue 2; tongue 2 slur 2.										M.M. ♩ = 80 in ♩	

Scales marked \* are to be played two octaves.

Alto Saxophone  
Level Three

♩ = 60

Bb Major



F Major



C Major



G Major



D Major



A Major



E Major




G Harmonic Minor



D Harmonic Minor



A Harmonic Minor



E Harmonic Minor



Alto Saxophone  
Level Three

B Harmonic Minor



Musical notation for the B Harmonic Minor scale, consisting of a single staff with a treble clef and a key signature of two sharps (F# and C#). The scale is written in eighth notes across four measures.

F# Harmonic Minor



Musical notation for the F# Harmonic Minor scale, consisting of a single staff with a treble clef and a key signature of three sharps (F#, C#, and G#). The scale is written in eighth notes across four measures.

C# Harmonic Minor



Musical notation for the C# Harmonic Minor scale, consisting of a single staff with a treble clef and a key signature of four sharps (F#, C#, G#, and D#). The scale is written in eighth notes across four measures.

G Melodic Minor




Musical notation for the G Melodic Minor scale, consisting of a single staff with a treble clef and a key signature of one flat (F). The scale is written in eighth notes across four measures.

D Melodic Minor



Musical notation for the D Melodic Minor scale, consisting of a single staff with a treble clef and a key signature of two flats (Bb and Eb). The scale is written in eighth notes across four measures.

A Melodic Minor



Musical notation for the A Melodic Minor scale, consisting of a single staff with a treble clef and a key signature of no sharps or flats. The scale is written in eighth notes across four measures.

E Melodic Minor



Musical notation for the E Melodic Minor scale, consisting of a single staff with a treble clef and a key signature of one sharp (F#). The scale is written in eighth notes across four measures.

B Melodic Minor



Musical notation for the B Melodic Minor scale, consisting of a single staff with a treble clef and a key signature of two sharps (F# and C#). The scale is written in eighth notes across four measures.

F# Melodic Minor




Musical notation for the F# Melodic Minor scale, consisting of a single staff with a treble clef and a key signature of three sharps (F#, C#, and G#). The scale is written in eighth notes across four measures.

C# Melodic Minor



Musical notation for the C# Melodic Minor scale, consisting of a single staff with a treble clef and a key signature of four sharps (F#, C#, G#, and D#). The scale is written in eighth notes across four measures.

B Chromatic



Musical notation for the B Chromatic scale, consisting of two staves with a treble clef and a key signature of two sharps (F# and C#). The first staff shows the ascending chromatic scale, and the second staff shows the descending chromatic scale, both in eighth notes.

Alto Saxophone  
Level Three

B Harmonic Minor



F# Harmonic Minor



C# Harmonic Minor




G Melodic Minor



D Melodic Minor



A Melodic Minor



E Melodic Minor



B Melodic Minor




F# Melodic Minor



C# Melodic Minor



B Chromatic



**SCALE REQUIREMENTS BY INSTRUMENT**

**B $\flat$  SAXOPHONE**

<b>MPL BASIC</b>	Major	C											
	Harmonic Minor	Nil.											
	Melodic Minor	Nil.											
	Chromatic	Nil.											
	Articulation	All slurred or all tongued.									M.M. $\text{♩}$ = 60 in $\text{♩}$		
<b>MPL ONE</b>	Major	G	C	F									
	Harmonic Minor	E	A	D									
	Melodic Minor	Nil.											
	Chromatic	C chromatic											
	Articulation	All slurred and all tongued.									M.M. $\text{♩}$ = 66 in $\text{♩}$		
<b>MPL TWO</b>	Major	D	G	C	F	B $\flat$							
	Harmonic Minor	B	E	A	D	G							
	Melodic Minor	Nil.											
	Chromatic	D chromatic											
	Articulation	All slurred and all tongued.									M.M. $\text{♩}$ = 72 in $\text{♩}$		
<b>MPL THREE</b>	Major	D	G	C*	F	B $\flat$ *	E $\flat$	A					
	Harmonic Minor	B*	E	A	D	G	C*	F#					
	Melodic Minor	B*	E	A	D	G	C*	F#					
	Chromatic	E chromatic											
	Articulation	All slurred; all tongued; slur 2 tongue 2; tongue 2 slur 2.									M.M. $\text{♩}$ = 60 in $\text{♩}$		
<b>MPL FOUR</b>	Major	D*	G	C*	F	B $\flat$ *	E $\flat$ *	A $\flat$	C $\flat$ /B*	E*	A		
	Harmonic Minor	B*	E*	A	D*	G	C*	F	A $\flat$ /G#	C#*	F#		
	Melodic Minor	B*	E*	A	D*	G	C*	F	A $\flat$ /G#	C#*	F#		
	Chromatic	F# chromatic											
	Articulation	All slurred; all tongued; slur 2 tongue 2; tongue 2 slur 2.									M.M. $\text{♩}$ = 72 in $\text{♩}$		
<b>MPL FIVE</b>	Major	D*	G	C*	F*	B $\flat$ *	E $\flat$ *	A $\flat$	D $\flat$ /C#*	G $\flat$ /F#	C $\flat$ /B*	E*	A
	Harmonic Minor	B*	E*	A	D*	G	C*	F*	B $\flat$ /A#*	E $\flat$ /D#*	A $\flat$ /G#	C#*	F#
	Melodic Minor	B*	E*	A	D*	G	C*	F*	B $\flat$ /A#*	E $\flat$ /D#*	A $\flat$ /G#	C#*	F#
	Chromatic	G chromatic											
	Articulation	All slurred; all tongued; slur 2 tongue 2; tongue 2 slur 2.									M.M. $\text{♩}$ = 80 in $\text{♩}$		

Scales marked \* are to be played two octaves.



# Tenor Saxophone Level Three

D Major



G Major



C Major



F Major



Bb Major



Eb Major



A Major



B Harmonic Minor



E Harmonic Minor



A Harmonic Minor



D Harmonic Minor



Tenor Saxophone  
Level Three

G Harmonic Minor



C Harmonic Minor



F# Harmonic Minor



B Melodic Minor



E Melodic Minor



A Melodic Minor



D Melodic Minor



G Melodic Minor



C Melodic Minor



F# Melodic Minor



E Chromatic



Advantage

Fingerings



Open ○  
 Pressed ●  
 Alternate Fingerings

B $\flat$	B	C	C $\sharp$ D $\flat$
D	D $\sharp$ E $\flat$	E	F
F $\sharp$ G $\flat$	G	G $\sharp$ A $\flat$	
A	A $\sharp$ B $\flat$	B	

The following products are recommended for the care of your instrument:

- Cleaning Gauze · Cleaning Swab · Cork Grease · Pad Cleaning Paper · Polishing Cloth
- Saxophone Swab · Tone Hole Cleaner · Woodwind Mouthpiece Brush

C	C# D $\flat$	D	D# E $\flat$	E
F	F# G $\flat$	G	G# A $\flat$	A
A# B $\flat$	B	C	C# D $\flat$	D
D# E $\flat$	E	F	F#	

