

Name: _____

Unit: _____

Cadet Music Proficiency Level Four

Percussion

SNARE DRUM PROFICIENCY LEVEL MUSIC

	List	Title	Book	Page
Level Basic	B	1. A – F	Rubank Elementary Method – Snare Drum	4
		2. I – N	Rubank Elementary Method – Snare Drum	4
		3. A – F	Rubank Elementary Method – Snare Drum	5
		4. I – N	Rubank Elementary Method – Snare Drum	5
		5. E – J	Rubank Elementary Method – Snare Drum	6
		6. O – T	Rubank Elementary Method – Snare Drum	7
Level One	A	1. Steamboats #1–3	Annex E, Appendix 1	2E1-1
	B	1. Blue Eagle	Rubank Elementary Method – Snare Drum	27
		2. Four Street Beats	Rubank Elementary Method – Snare Drum	20
		3. Star March	Rubank Elementary Method – Snare Drum	27
Level Two	A	1. Steamboats #1–6	Annex E, Appendix 2	2E2-1
		2. Paradox #1–3	Annex E, Appendix 2	2E2-4
	B	1. Symbal – Sticks March	Rubank Intermediate Method – Snare Drum	8
		2. 20 th Century Changes	Rubank Intermediate Method – Snare Drum	12
		3. Lone Star March	Rubank Intermediate Method – Snare Drum	5
	C	1. Western Portrait	Best in Class – Mallet Percussion	19
		2. Austrian Melody	Best in Class – Mallet Percussion	24
		3. The Minstrel Boy	Best in Class – Mallet Percussion	28
Level Three	A	1. Steamboats (All)	Annex E, Appendix 3	2E3-1
		2. Paradox (All)	Annex E, Appendix 3	2E3-6
	B	1. Two of Us	Rubank Intermediate Method – Snare Drum	18–19
		2. Rolling Accents	Rubank Intermediate Method – Snare Drum	15
		3. Etude Majestic	Rubank Advanced Method – Snare Drum	22
	C	1. By the River	Rubank Elementary Method – Bell Lyra	12
		2. Auld Lang Syne (Top Part)	Rubank Elementary Method – Bell Lyra	13
		3. Largo	Rubank Elementary Method – Bell Lyra	30–31
Level Four	A	1. Supersix (All)	Annex E, Appendix 4	2E4-1
		2. Two – Four (All)	Annex E, Appendix 4	2E4-4
	B	1. Echoing Sticks	Rubank Intermediate Method – Snare Drum	20
		2. Bobbin’ Back	Rubank Intermediate Method – Snare Drum	17
	C	1. Melodious Etude	Rubank Intermediate Method – Marimba	4
		2. Duet in Bb Major	Rubank Intermediate Method – Marimba	14
3. Study in F Major		Rubank Intermediate Method – Marimba	7	
Level Five	A	1. Psycho Seven (All)	Annex E, Appendix 5	2E5-1
		2. Viscount Six (All)	Annex E, Appendix 5	2E5-3
	B	1. Drum Oddity	Rubank Intermediate Method – Snare Drum	24
		2. Thundering Through	Rubank Intermediate Method – Snare Drum	25
	C	1. Etude VI	Modern School for Xylo, Marimba, Vibes	65
		2. Etude VIII	Modern School for Xylo, Marimba, Vibes	67
		3. Etude IX	Modern School for Xylo, Marimba, Vibes	68

LEVEL FOUR STREET BEATS

SUPERSIX

*unisons first time only

1.

Lead: (9) L R R | L R L R L R | (9) L R R | L R L R L R

Unisons: (9) L R R | | (9) L R R | |

Lead: (9) L R R | L R L R L R | (9) L R R | (9) R R

Unisons: (9) L R R | | (9) L R R | (9) R R

2.

Lead: (9) L R R | 6 R L R L R L R R | (9) L R R | 6 R L R L R L R R

Unisons: (9) L R R | | (9) L R R | |

Lead: (9) L R R | 6 R L R L R L R R | (9) L R R | (9) R R

Unisons: (9) L R R | | (9) L R R | (9) R R

3.

Lead

Unisons

(9) L R R R L R L R L R L R R L R L R L R

(9) L R R R L R R R

Lead

Unisons

(9) L R R R L R L R L R L R R L R R R

(9) L R R R L R R R

4.

Lead

Unisons

(5) L R R R L L R R R L R R R L R R R L R R R L

(5) L L R R R L R R R L R R R L

Lead

Unisons

(5) L R R R L L R R R L R R R L R R R L

(5) L L R R R L R R R L

1. 2. 1. L 2. L

5.

Lead: R L L R L R L R L L R R R L L R L R L R L R L R R R L (9)

Unisons: R L L R L R L R L L R R R L L R L R L R L R L R R R L (9)

Lead: L R L R L R L R R R L L R R L L R R L R R L R R L L R R L (9)

Unisons: L R L R L R L R L L R R R L L R R L L R R L R R L (9)

6.

Lead: R L L R L R L R L L R R R L L R R R L R R R L (9)

Unisons: R L L R L R L R L L R R R L L R R R L R R R L (9)

Lead: L R L R L R L R R R L L R R L L R R L L R R L R R L L R R L (9)

Unisons: L R L R L R L R L L R R R L L R R R L L R R R L L R R R L (9)

TWO-FOUR

K. Elan McGinn
(1962-2005)

*unisons first time only

1.

Lead: (5) (5) (9) (5) (5) (5)

Unisons: (5) (5) (9) (5) (5) (5)

R L R R L R

Lead: (5) (9) (5)

Unisons: (5) (9) (5)

R L R R L R

2.

Lead: (5) (17) (5)

Unisons: (5) (17) (5)

R R L R R L R R

Lead: (5) (17) (5)

Unisons: (5) (17) (5)

L R R L R R L R R

3.

Lead: (5) R R L | (5) R R R L | L L | (5) R R L L R R | (5) R R R R

Unisons: (5) R R L | (5) R R R L | L L | R | (5) R R R R

Lead: (5) R R L L R R | (5) R R L L R R | R R | R L R R | L

Unisons: R | R | R | R L R R | L

4.

Lead: (5) R R L | (9) R R R | (5) R L R R L R | (5) R L R R L R L L | R L R R L R

Unisons: (5) R R L | (9) R R R | (5) R R | R | R

Lead: (9) R R R | (5) R L R R L R | (5) R L R L R L | 1. | 2. (5)

Unisons: (9) R R R | (5) R R L | 3 R L R L | 1.R | 2.R R R

Echoing Sticks

R. W. BUGGERT

Snappy Tempo

p *ff* *ff* *p*

(9) *mf* *ff*

(17) *ff*

(25)

1. 2.

(33) *ff-pp*

(41) *ff-pp*

TRIO

(49) *ff* *pp* *mf* *mf* *pp*

(53)

(61) *ff* *pp* *ff* *ff* *pp*

1. 2. *mf*

(69) *ff* *pp* *p cresc.* *ff*

Bobbin' Back

R. W. BUGGERT

Vigorously

p *p* *Cadenza* *gradually slower*

(10) *mf a tempo* (18)

(26) *pp both times* (34) *ff*

TRIO (42) *p cresc.* *ff* *mf* (46)

(54) *p* *f* *p* *f*

(62) *ff* *pp* *p cresc.* *ff*

MELODIOUS ETUDE

L. STREABBOG

1 *p* L R L R L

p *mf* *p*

p *D. C. al*

⊕ CODA *cresc.* *f* *mp*

* For additional scale and arpeggio studies, use Whistler-Jolliff; "Modern Pares Foundation Studies" for Marimba or Xylophone. (Rubant).

DUET IN B^b MAJOR

LEMOINE

Allegretto

3 *p* L R L R L R L

Fine *mf*

p

rit. *D. C. al*

STUDY IN F MAJOR

L. STREABBOG

3* *p* L R L R L L *p* *p* *rit.* *a tempo* *f* *p*

* Recommended two mallet solo with piano accompaniment Franke-Edwards, "Intermezzo Russe" (Rubank).

PO 416 – DEMONSTRATE RHYTHM AND AURAL SKILLS

1. **Performance.** Demonstrate Rhythm and Aural Skills.
2. **Conditions**
 - a. Given:
 - (1) Level Four rhythm sheet, and
 - (2) Supervision.
 - b. Denied: Assistance.
 - c. Environmental: A quiet room with adequate lighting and free from distractions.
3. **Standard.** The cadet will demonstrate rhythm and aural skills, by:
 - a. singing, clapping, tapping or counting Level Four rhythms while maintaining a steady tempo;
 - b. identifying intervals played above a given note, to include:
 - (1) unison,
 - (2) major and minor third,
 - (3) perfect fourth,
 - (4) perfect fifth, and
 - (5) perfect octave;
 - c. singing or playing back a six-note melody; and
 - d. identifying chords in root and closed position, to include:
 - (1) major triads, and
 - (2) minor triads.
4. **Remarks**
 - a. The cadet will be given time to practice the Level Four Rhythm sheet before the assessment.
 - b. Level Four Rhythm Sheet is found in [Annex A, Appendix 5](#).
 - c. Cadets may use solfege syllables, “*lu*”, “*la*”, or note names to sing back the melody.
 - d. In Level Four, a melody uses only the first five notes of a major scale, begins on the tonic note and may contain up to two skips of a third. It must be within the vocal range of the cadet.

PO 418 – SIGHT-READ MUSIC

1. **Performance.** Sight-Read Music.
2. **Conditions**
 - a. Given:
 - (1) Primary instrument,
 - (2) Music stand,
 - (3) Level Four sight-reading music, and
 - (4) Supervision.
 - b. Denied: Assistance.
 - c. Environmental: A quiet room with adequate lighting and free from distractions.
3. **Standard.** The cadet will sight-read music observing:
 - a. rhythm,
 - b. a steady tempo,
 - c. pitch, and
 - d. musical flow.
4. **Remarks**
 - a. The music will be a maximum of 16 measures in length and a minimum of four measures.
 - b. The music will not exceed the technical requirements for Level Three.
 - c. A brief period of time will be given prior to playing for the cadet to examine the music.

13. Flam Paradiddles; M.M. quarter note = 60

LR L R RRL R L L LR L R RRL R L L

14. Drag Paradiddles #1; M.M. quarter note = 90

L L R L L R R L R R L L R L L L R L L R R L

15. Drag Paradiddles #2; M.M. quarter note = 90

R L L R L L L R L L R R L L R R L L R L L L R L L R L R L L R L

16. Drags; M.M. quarter note = 120

LLR RRL LLR RRL LLR RRL LLR RRL

17. Double drag tap; M.M. quarter note = 90

L L R L L R L R R L R R L R L L R L L R L R R L R R L R

18. Four stroke ruffs; M.M. quarter note = 90

R L R L L R L R R L R L L R L R

19. Flams; M.M. quarter note = 120

L R / R L R L / L R L R / R L R L / L R L R / R L R L / L R L R / R L R L / L R

20. Flam taps; M.M. quarter note = 100

L R / R L R L R L / L R L R L R / R L R L R L / L R L R


21. Flam accents; M.M. quarter note = 160

L R / R L L R R L / L R R L / L R L R / R L L R R L / L R R L / L R

Flute
Level Two

♩ = 72

C Major




F Major




Bb Major



Eb Major



Ab Major



A Harmonic Minor



D Harmonic Minor



G Harmonic Minor



C Harmonic Minor



F Harmonic Minor



C Chromatic

