

Name: _____

Unit: _____

Cadet Music Proficiency Level Basic

Clarinet

CLARINET PROFICIENCY LEVEL MUSIC

| | List | Title | Book | Page |
|----------------|------|---|--|-------|
| Level Basic | 1. | Western Portrait | Best in Class – Clarinet | 19 |
| | 2. | Austrian Melody | Best in Class – Clarinet | 24 |
| | 3. | The Minstrel Boy | Best in Class – Clarinet | 28 |
| | 4. | Ode to Joy | Best in Class – Clarinet | 10 |
| | 5. | God Save the Queen (America) | Best in Class – Clarinet | 18 |
| | 6. | Scarborough Fair | Best in Class – Clarinet | 29 |
| Level One | 1. | Drink to Me Only With Thine Eyes | Rubank Elementary Method – Clarinet | 24 |
| | 2. | America the Beautiful | Rubank Elementary Method – Clarinet | 42 |
| | 3. | Melody | Rubank Elementary Method – Clarinet | 44 |
| Level Two | 1. | Tramp! Tramp! Tramp! | Rubank Elementary Method – Clarinet | 34 |
| | 2. | Come Back to Erin | Rubank Elementary Method – Clarinet | 42 |
| | 3. | Believe Me, if All Those Endearing Young Charms | Rubank Elementary Method – Clarinet | 24 |
| Level Three | 1. | Duet | Rubank Intermediate Method – Clarinet | 19 |
| | 2. | Petite Duet | Rubank Intermediate Method – Clarinet | 26 |
| | 3. | Duet in 6/8 Time | Rubank Intermediate Method – Clarinet | 20 |
| Level Four | 1. | Andante | Rubank Intermediate Method – Clarinet | 49 |
| | 2. | Legato Duet | Rubank Intermediate Method – Clarinet | 12 |
| | 3. | Danse Negre | Rubank Intermediate Method – Clarinet | 24 |
| Level Five | 1. | Andante #18 | Rubank Advanced Method Vol. 1 – Clarinet | 40-41 |
| | 2. | Andante | Rubank Advanced Method Vol. 1 – Clarinet | 23 |
| | 3. | Moderato | Rubank Advanced Method Vol. 1 – Clarinet | 20-21 |
| Level Six | 1. | Allegro #14 | Rubank Advanced Method Vol. 1 – Clarinet | 35 |
| | 2. | Andante Cantabile | Rubank Intermediate Method – Clarinet | 50-51 |
| | 3. | Duet Brilliant | Rubank Intermediate Method – Clarinet | 43 |
| Level Seven | 1. | Romance | Concert and Contests – Clarinet | 28 |
| | 2. | Fantasy-Piece | Concert and Contests – Clarinet | 10-11 |
| Level Eight | 1. | Alleluia | Rubank Advanced Method Vol. 1 – Clarinet | 71 |
| | 2. | Allegretto Grazioso | Concert and Contests – Clarinet | 6 |
| Level Nine | 1. | Menuet | Concert and Contests – Clarinet | 18-19 |
| | 2. | Ballade | Concert and Contests – Clarinet | 24 |
| Level Ten | 1. | Promenade | Concert and Contests – Clarinet | 14 |
| | 2. | Variations Sentimentales | Rubank Advanced Method Vol. 2 – Clarinet | 72-74 |

WESTERN PORTRAIT

Root/Pearson

Solo

Piano

p *f*

This system contains the first two staves of music. The top staff is labeled 'Solo' and the bottom two staves are labeled 'Piano'. The music is in 4/4 time and B-flat major. The solo line begins with a rest for two measures, then enters with a half note G4, followed by quarter notes A4, B4, and C5. The piano accompaniment starts with a half note chord of G4-Bb4-D4 in the right hand and a half note chord of G2-Bb2-D2 in the left hand. Dynamics include piano (*p*) and forte (*f*).

This system contains the third and fourth staves of music. The solo line continues with quarter notes D5, E5, and F5, followed by a half note G5. The piano accompaniment features a rhythmic pattern of eighth notes in the right hand and quarter notes in the left hand. Dynamics include forte (*f*) and piano (*p*).

1. 2.

This system contains the fifth and sixth staves of music. The solo line has a first ending (marked '1.') and a second ending (marked '2.'). The piano accompaniment continues with the same rhythmic pattern. Dynamics include piano (*p*).

117. AUSTRIAN MELODY

Franz Joseph Haydn

136. THE MINSTREL BOY

Folk Song

37. ODE TO JOY

Ludwig van Beethoven

★ Are you playing with a good hand position?

86. AMERICA

Henry Carey

★ Are you using plenty of air?

138. SCARBOROUGH FAIR

English Folk Song


PO 013W – MAINTAIN A PRIMARY WOODWIND INSTRUMENT

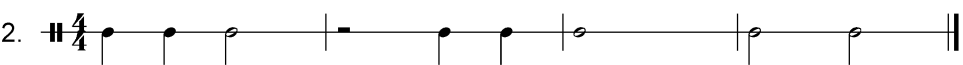
1. **Performance.** Maintain a Primary Woodwind Instrument.
2. **Conditions**
 - a. Given:
 - (1) Primary instrument,
 - (2) Basic instrument cleaning supplies,
 - (3) Supervision, and
 - (4) Assistance as required.
 - b. Denied: N/A.
 - c. Environmental: A quiet room free from distractions.
3. **Standard.** The cadet will:
 - a. maintain a primary woodwind instrument by:
 - (1) greasing cork joints;
 - (2) putting the instrument together;
 - (3) taking the instrument apart;
 - (4) swabbing the instrument; and
 - (5) storing the instrument; and
 - b. describe selecting and taking care of the reed, to include:
 - (1) recognizing when to replace a reed; and
 - (2) storing the reed correctly.
4. **Remarks**
 - a. Paragraph 3b does not apply to flute players.
 - b. This PO applies only to the instrument on which the cadet is trying to obtain a music proficiency level qualification.


PO 016 – DEMONSTRATE RHYTHM SKILLS


1. **Performance.** Demonstrate Rhythm Skills.
2. **Conditions**
 - a. Given:
 - (1) Level Basic rhythm sheet, and
 - (2) Supervision.
 - b. Denied: Assistance.
 - c. Environmental: A quiet room with adequate lighting and free from distractions.
3. **Standard.** The cadet will demonstrate rhythm skills by singing, clapping, tapping or counting Level Basic rhythms while respecting a steady tempo.
4. **Remarks**
 - a. The cadet will be given time to practice the Level Basic rhythm sheet before the assessment.
 - b. Level Basic Rhythm Sheet is found in [Annex A, Appendix 1](#).


LEVEL BASIC RHYTHM SHEET


1. $\# \frac{4}{4}$ 

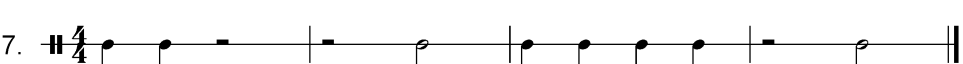
2. $\# \frac{4}{4}$ 


3. $\# \frac{2}{4}$ 


4. $\# \frac{4}{4}$ 

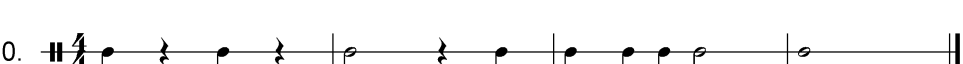
5. $\# \frac{4}{4}$ 


6. $\# \frac{2}{4}$ 


7. $\# \frac{4}{4}$ 


8. $\# \frac{2}{4}$ 


9. $\# \frac{4}{4}$ 


10. $\# \frac{4}{4}$ 

11. $\# \frac{4}{4}$ 

12. $\# \frac{2}{4}$ 

13. $\# \frac{4}{4}$ 

14. $\# \frac{4}{4}$ 

15. $\# \frac{4}{4}$ 

SCALE REQUIREMENTS BY INSTRUMENT

CLARINET

| | | | | | | | | | | | | | | |
|------------------|----------------|--|--|--|--|--|--|--|--|--|------------------|--|--|--|
| MPL BASIC | Major | G | | | | | | | | | | | | |
| | Harmonic Minor | Nil. | | | | | | | | | | | | |
| | Melodic Minor | Nil. | | | | | | | | | | | | |
| | Chromatic | Nil. | | | | | | | | | | | | |
| | Articulation | All slurred or all tongued. | | | | | | | | | M.M. ♩ = 60 in ♩ | | | |
| MPL ONE | Major | G C F | | | | | | | | | | | | |
| | Harmonic Minor | E A D | | | | | | | | | | | | |
| | Melodic Minor | Nil. | | | | | | | | | | | | |
| | Chromatic | C chromatic | | | | | | | | | | | | |
| | Articulation | All slurred and all tongued. | | | | | | | | | M.M. ♩ = 66 in ♩ | | | |
| MPL TWO | Major | D G C F B \flat | | | | | | | | | | | | |
| | Harmonic Minor | B E A D G | | | | | | | | | | | | |
| | Melodic Minor | Nil. | | | | | | | | | | | | |
| | Chromatic | D chromatic | | | | | | | | | | | | |
| | Articulation | All slurred and all tongued. | | | | | | | | | M.M. ♩ = 72 in ♩ | | | |
| MPL THREE | Major | D* G* C* F* B \flat * E \flat A* | | | | | | | | | | | | |
| | Harmonic Minor | B* E* A* D* G* C* F \sharp * | | | | | | | | | | | | |
| | Melodic Minor | B* E* A* D* G* C* F \sharp * | | | | | | | | | | | | |
| | Chromatic | E chromatic | | | | | | | | | | | | |
| | Articulation | All slurred; all tongued; slur 2 tongue 2; tongue 2 slur 2. | | | | | | | | | M.M. ♩ = 60 in ♩ | | | |
| MPL FOUR | Major | D* G* C* F* B \flat * E \flat * A \flat * C \flat /B* E* A* | | | | | | | | | | | | |
| | Harmonic Minor | B* E* A* D* G* C* F* A \flat /G \sharp * C \sharp * F \sharp * | | | | | | | | | | | | |
| | Melodic Minor | B* E* A* D* G* C* F* A \flat /G \sharp * C \sharp * F \sharp * | | | | | | | | | | | | |
| | Chromatic | F \sharp chromatic | | | | | | | | | | | | |
| | Articulation | All slurred; all tongued; slur 2 tongue 2; tongue 2 slur 2. | | | | | | | | | M.M. ♩ = 72 in ♩ | | | |
| MPL FIVE | Major | D* G* C* F* B \flat * E \flat * A \flat * D \flat /C \sharp * G \flat /F \sharp * C \flat /B* E* A* | | | | | | | | | | | | |
| | Harmonic Minor | B* E* A* D* G* C* F* B \flat /A \sharp * E \flat /D \sharp * A \flat /G \sharp * C \sharp * F \sharp * | | | | | | | | | | | | |
| | Melodic Minor | B* E* A* D* G* C* F* B \flat /A \sharp * E \flat /D \sharp * A \flat /G \sharp * C \sharp * F \sharp * | | | | | | | | | | | | |
| | Chromatic | G chromatic | | | | | | | | | | | | |
| | Articulation | All slurred; all tongued; slur 2 tongue 2; tongue 2 slur 2. | | | | | | | | | M.M. ♩ = 80 in ♩ | | | |

Scales marked * are to be played two octaves.

Clarinet
Level Basic

♩ = 60

G Major



OR

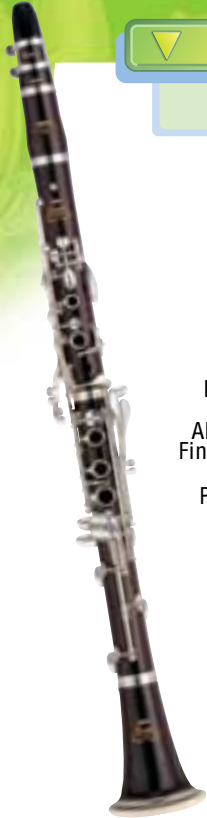
C Major



Student Page 46 Clarinet / Bass Clarinet

Advantage

Fingerings



Legend:

- Open: ○
- Pressed: ●
- Alternate Fingerings: (Blue outline)
- Register Key: (8 symbol)

| Notes | E | F | F# Gb | G | G# Ab |
|------------|-----------|-----------|-----------|-----------|-----------|
| Notes | E | F | F# Gb | G | G# Ab |
| Fingerings | [Diagram] | [Diagram] | [Diagram] | [Diagram] | [Diagram] |

| Notes | A | A# Bb | B | C | C# Db | D |
|------------|-----------|-----------|-----------|-----------|-----------|-----------|
| Notes | A | A# Bb | B | C | C# Db | D |
| Fingerings | [Diagram] | [Diagram] | [Diagram] | [Diagram] | [Diagram] | [Diagram] |

| Notes | D# Eb | E | F | F# Gb | G | G# Ab | A |
|------------|-----------|-----------|-----------|-----------|-----------|-----------|-----------|
| Notes | D# Eb | E | F | F# Gb | G | G# Ab | A |
| Fingerings | [Diagram] | [Diagram] | [Diagram] | [Diagram] | [Diagram] | [Diagram] | [Diagram] |

The following products are recommended for complete care of your instrument:

- Key oil · Bore oil · Cork grease · Cleaning swab · Linen swab · Tone hole cleaner
- Woodwind mouthpiece brush · Pad cleaning paper · Polishing cloth · Cleaning gauze

Student Page 47 Clarinet / Bass Clarinet

This page provides fingering charts for the Clarinet and Bass Clarinet for notes A# through F. Each note is shown on a musical staff with its corresponding fingering diagram below it. The diagrams illustrate the placement of fingers on the keys of the instrument.

Row 1: A# (left hand index, right hand middle), Bb (left hand middle, right hand index), B (left hand middle, right hand index), C (left hand middle, right hand index), C# (left hand index, right hand middle), Db (left hand index, right hand middle), D (left hand index, right hand middle), D# (left hand index, right hand middle), Eb (left hand index, right hand middle), E (left hand index, right hand middle).

Row 2: F (left hand index, right hand middle), F# (left hand index, right hand middle), Gb (left hand index, right hand middle), G (left hand index, right hand middle), G# (left hand index, right hand middle), Ab (left hand index, right hand middle), A (left hand index, right hand middle), A# (left hand index, right hand middle), Bb (left hand index, right hand middle), B (left hand index, right hand middle).

Row 3: C (left hand index, right hand middle), C# (left hand index, right hand middle), Db (left hand index, right hand middle), D (left hand index, right hand middle), D# (left hand index, right hand middle), Eb (left hand index, right hand middle), E (left hand index, right hand middle), F (left hand index, right hand middle).