

Name: _____

Unit: _____

Cadet Music Proficiency Level Basic

Trombone and Euphonium

TROMBONE/EUPHONIUM PROFICIENCY LEVEL MUSIC

	List	Title	Book	Page
Level One	A	1. Western Portrait	Best in Class – Trombone	19
		2. Austrian Melody	Best in Class – Trombone	24
		3. The Minstrel Boy	Best in Class – Trombone	28
		4. Ode to Joy	Best in Class – Trombone	10
		5. God Save the Queen (America)	Best in Class – Trombone	18
		6. Scarborough Fair	Best in Class – Trombone	29
Level Two	A	1. Prayer of Thanksgiving	Rubank Elementary Method – Trombone	24
		2. Integer Vitae	Rubank Elementary Method – Trombone	49
		3. Lullaby	Rubank Elementary Method – Trombone	32
		1. High Barbary	Rubank Elementary Method – Trombone	25
		2. Wearing of the Green	Rubank Elementary Method – Trombone	48
		3. Joshua Fit de Battle of Jericho	Rubank Elementary Method – Trombone	35
Level Three	A	1. Etude Expressivo #3	Rubank Intermediate Method – Trombone	9
		2. There's Music in the Air	Rubank Intermediate Method – Trombone	18
		3. Folk Dance	Rubank Intermediate Method – Trombone	26
		1. Duet	Rubank Intermediate Method – Trombone	33
		2. Then You'll Remember Me	Rubank Intermediate Method – Trombone	25
		3. Gavotte in F Major	Rubank Intermediate Method – Trombone	18
Level Four	A	1. Berceuse	Rubank Adv Method Vol. 1 – Trombone	75
		2. Moderato No. 3	Rubank Adv Method Vol. 1 – Trombone	20
		3. Awakening of Spring	Rubank Adv Method Vol. 1 – Trombone	74
		1. Two Spanish Dances (II)	Concert and Contests – Trombone	6-7
		2. Air #5	Rubank Adv. Method Vol. 2 – Trombone	28
		3. Allegro No. 20	Rubank Adv Method Vol. 2 – Trombone	62
Level Five	A	1. Salve Maria	Rubank Adv Method Vol. 2 – Trombone	87
		2. Romance	Rubank Adv Method Vol. 2 – Trombone	88
		1. Andante #27	Rubank Adv Method Vol. 2 – Trombone	50
		2. Giga	Rubank Adv Method Vol. 2 – Trombone	21
		1. Love Thoughts	Concert and Contests – Trombone	10-11
		2. Crépuscule	Concert and Contests – Trombone	14-15
Level Six	B	1. Morceau de Concours	Concert and Contests – Trombone	12-13
		2. Concerto Miniature	Concert and Contests – Trombone	16-17

WESTERN PORTRAIT

Root/Pearson

Solo

Piano

117. AUSTRIAN MELODY

Franz Joseph Haydn

136. THE MINSTREL BOY

Folk Song

37. ODE TO JOY

Ludwig van Beethoven

★ Are you playing with a good hand position?

86. AMERICA

Henry Carey

★ Are you using plenty of air?

138. SCARBOROUGH FAIR

English Folk Song

PO 013B – MAINTAIN A PRIMARY BRASS INSTRUMENT

1. **Performance.** Maintain a Primary Brass Instrument.
2. **Conditions**
 - a. Given:
 - (1) Primary instrument,
 - (2) Basic instrument cleaning supplies,
 - (3) Supervision, and
 - (4) Assistance as required.
 - b. Denied: N/A.
 - c. Environmental: A quiet room free from distractions.
3. **Standard.** The cadet will maintain a primary brass instrument by:
 - a. putting the instrument together;
 - b. lubricating moving parts;
 - c. removing water from the instrument;
 - d. cleaning the exterior of the instrument with a cloth;
 - e. taking the instrument apart; and
 - f. storing the instrument.
4. **Remarks.** This PO applies only to the instrument on which the cadet is trying to obtain a cadet musician level qualification.

PO 016 – DEMONSTRATE RHYTHM SKILLS

1. **Performance.** Demonstrate Rhythm Skills.
2. **Conditions**
 - a. Given:
 - (1) Level Basic rhythm sheet, and
 - (2) Supervision.
 - b. Denied: Assistance.
 - c. Environmental: A quiet room with adequate lighting and free from distractions.
3. **Standard.** The cadet will demonstrate rhythm skills by singing, clapping, tapping or counting Level Basic rhythms while respecting a steady tempo.
4. **Remarks**
 - a. The cadet will be given time to practice the Level Basic rhythm sheet before the assessment.
 - b. Level Basic Rhythm Sheet is found in [Annex A, Appendix 1](#).

SCALE REQUIREMENTS BY INSTRUMENT

TROMBONE / EUPHONIUM / TUBA

MPL BASIC	Major	B \flat											
	Harmonic Minor	Nil.											
	Melodic Minor	Nil.											
	Chromatic	Nil.											
	Articulation	All slurred or all tongued.									M.M. ♩ = 60 in ♩		
MPL ONE	Major	F	B \flat	E \flat									
	Harmonic Minor	D	G	C									
	Melodic Minor	Nil.											
	Chromatic	B \flat chromatic											
	Articulation	All slurred and all tongued.									M.M. ♩ = 66 in ♩		
MPL TWO	Major	C	F	B \flat	E \flat	A \flat							
	Harmonic Minor	A	D	G	C	F							
	Melodic Minor	Nil.											
	Chromatic	C chromatic											
	Articulation	All slurred and all tongued.									M.M. ♩ = 72 in ♩		
MPL THREE	Major	C	F*	B \flat	E \flat	A \flat	D \flat /C#	G					
	Harmonic Minor	A	D	G	C	F*	B \flat /A#	E*					
	Melodic Minor	A	D	G	C	F*	B \flat /A#	E*					
	Chromatic	D chromatic											
	Articulation	All slurred; all tongued; slur 2 tongue 2; tongue 2 slur 2.									M.M. ♩ = 60 in ♩		
MPL FOUR	Major	C	F*	B \flat	E \flat	A \flat	D \flat /C#	G \flat /F#*	G*	D	A		
	Harmonic Minor	A	D	G*	C	F*	B \flat /A#	E \flat /D#*	E*	B	F#*		
	Melodic Minor	A	D	G*	C	F*	B \flat /A#	E \flat /D#*	E*	B	F#*		
	Chromatic	E chromatic*											
	Articulation	All slurred; all tongued; slur 2 tongue 2; tongue 2 slur 2.									M.M. ♩ = 72 in ♩		
MPL FIVE	Major	C	F*	B \flat *	E \flat	A \flat *	D \flat /C#	G \flat /F#*	C \flat /B	G*	D	A*	E*
	Harmonic Minor	A*	D	G*	C	F*	B \flat /A#*	E \flat /D#*	A \flat /G#*	E*	B	F#*	C#*
	Melodic Minor	A*	D	G*	C	F*	B \flat /A#*	E \flat /D#*	A \flat /G#*	E*	B	F#*	C#*
	Chromatic	F chromatic*											
	Articulation	All slurred; all tongued; slur 2 tongue 2; tongue 2 slur 2.									M.M. ♩ = 80 in ♩		

Scales marked * are to be played two octaves.

Trombone
Level Basic

♩ = 60

Bb Major



▼ Advantage

Positions



E	F	F# Gb	G
G# Ab	A	A# Bb	B
C	C# Db	D	D# Eb

The following products are recommended for complete care of your instrument:

- Brass Mouthpiece Brush · Flexible Cleaning Rod · Lever Oil · Polishing Cloth · Rotor Oil
- Rotor Spindle Oil · Slide Cream · Spray Bottle · Trombone Cleaning Rod

E F F# Gb G

Slide diagrams for notes E, F, F#, Gb, G. E: red 2. F: blue 1, 6. F#: red 5. Gb: red 4. G: red 4.

G# Ab A A# Bb B

Slide diagrams for notes G#, Ab, A, A#, Bb, B. G#: red 3. Ab: red 2. A: red 2. A#: blue 1, 5. Bb: red 4. B: red 4.

C C# Db D D# Eb

Slide diagrams for notes C, C#, Db, D, D#, Eb. C: red 3. C#: red 2. Db: red 2. D: blue 1, 4. D#: red 3. Eb: red 3.

E F F# Gb G

Slide diagrams for notes E, F, F#, Gb, G. E: red 2. F: blue 1, 4. F#: red 3. Gb: red 3. G: red 2.



May need slightly shorter slide position



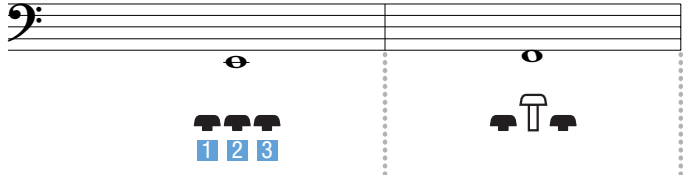
Advantage

Fingerings

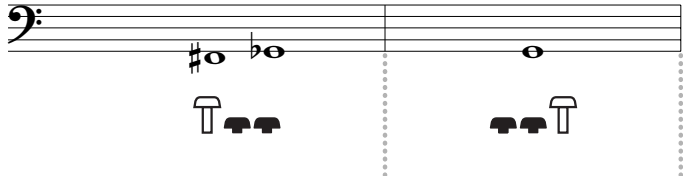


Open  Pressed 

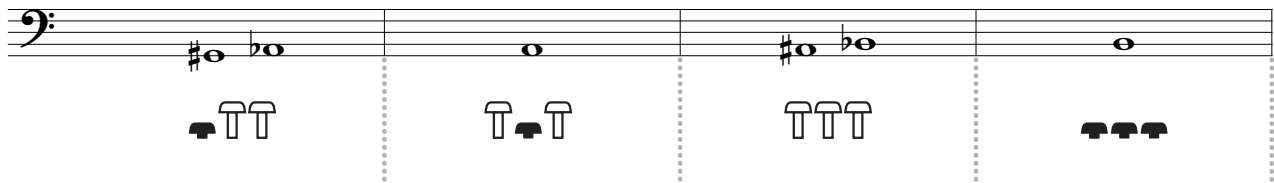
E F



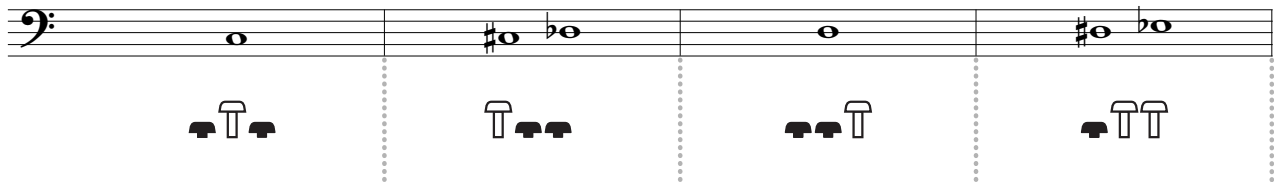
F# Gb G



G# Ab A A# Bb B



C C# Db D D# Eb



The following products are recommended for the care of your instrument:

- Valve Oil · Mouthpiece Brush · Flexible Cleaning Rod—Small · Polishing Cloth · Slide Grease
- Tone Hole Cleaner · Valve Casing Brush · Valve Casing Cleaning Rod

Student Page 47 Baritone BC

E F F# Gb G

This musical staff shows four measures. The first measure is E (one line), the second is F (one space), the third is F# (one space with sharp) and Gb (one space with flat), and the fourth is G (one space). Below the staff are fingerings: E (1-2), F (1-2-3), F# Gb (1-2-3), and G (2-3-1).

G# Ab A A# Bb B

This musical staff shows four measures. The first measure is G# (two lines) and Ab (two lines with flat), the second is A (two lines), the third is A# (two lines with sharp) and Bb (two lines with flat), and the fourth is B (two lines). Below the staff are fingerings: G# Ab (2-3-1), A (1-2-3), A# Bb (1-2-3), and B (2-3-1).

C C# Db D D# Eb

This musical staff shows four measures. The first measure is C (one space), the second is C# (one space with sharp) and Db (one space with flat), the third is D (one space), and the fourth is D# (one space with sharp) and Eb (one space with flat). Below the staff are fingerings: C (2-3-1), C# Db (1-2-3), D (1-2-3), and D# Eb (2-3-1).

E F F# Gb G

This musical staff shows four measures. The first measure is E (one line), the second is F (one space), the third is F# (one space with sharp) and Gb (one space with flat), and the fourth is G (one space). Below the staff are fingerings: E (1-2), F (1-2-3), F# Gb (1-2-3), and G (2-3-1).

